

# **PARTS** **& ACCESSORIES** 2012



**BRITAIN'S LEADING  
TRAILER MANUFACTURER**



## Parts Catalogue 2012

For over 50 years, we've been producing trailers for work and play. **Reliable, versatile and excellent value, our trailers are renowned for their quality and low depreciation, making an Ifor Williams Trailer a safe investment.**

Having manufactured over 500,000 trailers, this catalogue aims to provide customers with a comprehensive range of Parts & Accessories for their trailer in order to maintain its condition and increase its longevity.

Ifor Williams Parts & Accessories can be purchased through your local Ifor Williams Distributor, or direct through Ifor Williams Trailers Ltd. Just like our trailers, our Parts & Accessories are all backed by prompt service, customer support and total dedication to keep you on the road.

To find the correct part for your trailer, use the contents table overleaf, search the index at the back of the catalogue or simply browse the range of Parts & Accessories on offer.



# Contents

Section	Page
Distributor Contact Details	4-5
Trailer Range	6-20
How to Order - Identifying your Trailer	21
Collection & Gift Ideas	22-29
Brakes	30-35
Running Gear & Mudguards	36-44
Couplings & Trailer Support	45-54
Winches	55-63
General Accessories	64-69
Hardware & Ironmongery	70-75
Lighting & Electrical	76-84
Model Specific	85-113
Ply Coated Panels & Flooring	114-149
Ordering Information and Terms & Conditions	150-159

Spare parts and accessories can be ordered through our National Distributor Network, contact details are listed overleaf, or directly through Ifor Williams Trailers on the details below:

## Spares Order Line

**Tel: 0845 4082 505**

**Fax: 0845 4084 505**

Please check charges with your service provider.



### Heavy or Bulky Items

Any item marked with this symbol cannot be ordered directly from Ifor Williams Trailers Ltd. These items must be ordered through one of our distributors.



Parts are also available to search at: [www.iwt.co.uk](http://www.iwt.co.uk)

**England (Northern)**

- 1 Barlow Trailers**  
**Leyland**  
Tel: 01772 600395  
Fax: 01772 601389  
barlow@iwt.co.uk
- 2 Guy Machinery**  
**Clitheroe**  
Tel: 01200 445555  
Fax: 01200 445038  
guymachinery@iwt.co.uk
- 3 J G Paxton & Sons Ltd**  
**Pity Me**  
Tel: 0191 3847111  
Fax: 0191 3867806  
jgpaxton@iwt.co.uk
- 4 J G Paxton & Sons Ltd**  
**Alnwick**  
Tel: 01665 605577  
Fax: 01665 605588  
jgpaxton@iwt.co.uk
- 5 Alan Tuer Ltd**  
**Carlisle**  
Tel: 01228 672407  
Fax: 01228 672171  
alantuer@iwt.co.uk
- 6 Tony Sharp**  
**Broughton In Furness**  
Tel: 01229 716445  
Fax: 01229 716834  
tonysharp@iwt.co.uk
- 7 Swillington Trailer Centre**  
**Leeds**  
Tel: 0113 2871463  
Fax: 0113 2871463  
swillington@iwt.co.uk
- 8 Ripon Trailer Centre**  
**Ripon**  
Tel: 01765 698948  
Fax: 01765 698951  
ripontc@iwt.co.uk
- 9 Ripon Trailer Centre**  
**Hull**  
Tel: 01964 622351  
Fax: 01964 624078  
ripontc@iwt.co.uk

**England (Central)**

- 10 Barnwell Trailers**  
**Peterborough**  
Tel: 01832 272218  
Fax: 01832 273290  
barnwell@iwt.co.uk
- 11 H F Beswick**  
**Leek**  
Tel: 01538 306212  
Fax: 01538 306396  
hfb@iwt.co.uk
- 12 Morris Bufton & Co Ltd**  
**Ludlow**  
Tel: 01584 872244  
Fax: 01584 873910  
morrisbufton@iwt.co.uk
- 13 Ross Farm Machinery Ltd**  
**Ross-on-Wye**  
Tel: 01989 768811  
Fax: 01989 768465  
rossfarm@iwt.co.uk
- 14 Scott Trailers**  
**Walcott**  
Tel: 01526 860317  
Fax: 01526 861357  
scott@iwt.co.uk

**15 T & A Trailers**

**Aldridge**  
Tel: 01922 452456  
Fax: 01922 458153  
tanda@iwt.co.uk

**16 G Whitehall Trailers**

**Stockton**  
Tel: 01926 812088  
Fax: 01926 812915  
whitehall@iwt.co.uk

**17 Norfolk Trailers**

**Norwich**  
Tel: 01603 404302  
Fax: 01603 258036  
norfolktrailers@iwt.co.uk

**England (South West)****18 Devizes Trailer Centre**

**Devizes**  
Tel: 01380 721758  
Fax: 01380 727837  
devizes@iwt.co.uk

**19 C J Cox Ltd**

**Sturminster Newton**  
Tel: 01258 473176  
Fax: 01258 471601  
cjcox@iwt.co.uk

**20 Winston Pincombe**

**Chulmleigh**  
Tel: 01769 580900  
Fax: 01769 581030  
wpincombe@iwt.co.uk

**21 P R J Engineering**

**Launceston**  
Tel: 01566 782794  
Fax: 01566 782101  
prj@iwt.co.uk

**22 Vincent Tractors**

**St Columb**  
Tel: 01726 860332  
Fax: 01726 861185  
vincent@iwt.co.uk

**23 Boulter Mead**

**North Petherton**  
Tel: 01278 661586  
Fax: 01278 661347  
boultermead@iwt.co.uk

**England (Central Southern)****24 Cotswold Trailers**

**Cheltenham**  
Tel: 01451 851007  
Fax: 01451 851008  
cotswold@iwt.co.uk

**25 Blains Trailers & Tyres Ltd**

**Hemel Hempstead**  
Tel: 01442 842419  
Fax: 01442 843789  
blains@iwt.co.uk

**26 New Forest Farm Machinery Ltd**

**Ringwood**  
Tel: 01425 472572  
Fax: 01425 480890  
newforest@iwt.co.uk

**27 T H White Ltd**

**Reading**  
Tel: 01189 760088  
Fax: 01189 762476  
thwhite@iwt.co.uk

**England (South East)**

**28 Agriservices**  
**Chelmsford**  
Tel: 01277 822516  
Fax: 01277 823770  
agriservices@iwt.co.uk

**29 John Page Trailers**

**Ashford**  
Tel: 01580 291088  
Fax: 01580 291211  
johnpage@iwt.co.uk

**30 Universal Trailers**

**Billingshurst**  
Tel: 01403 782862  
Fax: 01403 780555  
universal@iwt.co.uk

**31 G T Towing Ltd**

**Hatfield**  
Tel: 01707 262526  
Fax: 08714 335662  
gttowing@iwt.co.uk

**32 Agroco Trailers**

**Ipswich**  
Tel: 01473 657571  
Fax: 01473 657572  
agroco@iwt.co.uk

**Wales****33 Ifor Williams Trailers Ltd**

**Corwen**  
Tel: 01490 412527  
Fax: 01490 413216  
corwen@iwt.co.uk

**34 Ifor Williams Trailers Ltd**

**Deeside**  
Tel: 01244 281888  
Fax: 01244 833399  
deeside@iwt.co.uk

**35 Bank Farm Trailers**

**Swansea**  
Tel: 01792 795834  
Fax: 01792 799251  
bankfarm@iwt.co.uk

**36 Bank Farm Trailers**

**Newport**  
Tel: 01633 290291  
Fax: 01633 270400  
bankfarm@iwt.co.uk

**37 Bank Farm Trailers**

**Bridgend**  
Tel: 01656 649813  
Fax: 01656 659742  
bankfarm@iwt.co.uk

**38 Bank Farm Trailers**

**Narberth**  
Tel: 01834 860605  
Fax: 01834 861498  
bankfarm@iwt.co.uk

**39 Bank Farm Trailers**

**Carmarthen**  
Tel: 01267 231565  
Fax: 01267 222154  
bankfarm@iwt.co.uk

**40 J & C Griffiths**

**Talgarth**  
Tel: 01874 711317  
Fax: 01874 711998  
jandcgriffiths@iwt.co.uk



**41 Riverlea Tractors Ltd**  
**Whitland**

Tel: 01994 240644  
Fax: 01994 240747  
[riverlea@iwt.co.uk](mailto:riverlea@iwt.co.uk)

**42 Riverlea Tractors Ltd**  
**Cowbridge**

Tel: 01446 775602  
Fax: 01446 773476  
[riverlea@iwt.co.uk](mailto:riverlea@iwt.co.uk)

**43 Riverlea Tractors Ltd**  
**Crymych**

Tel: 01239 831733  
Fax: 01239 831668  
[riverlea@iwt.co.uk](mailto:riverlea@iwt.co.uk)

**44 Ross Farm Machinery**  
**Raglan**

Tel: 01291 690205  
Fax: 01291 768465  
[rossfarm@iwt.co.uk](mailto:rossfarm@iwt.co.uk)

### Scotland

**45 T H Jenkinson**  
**Castle Douglas**

Tel: 01556 504133  
Fax: 01556 504190  
[thjenkinson@iwt.co.uk](mailto:thjenkinson@iwt.co.uk)

**46 T H Jenkinson**  
**Ayr**

Tel: 01292 619193  
Fax: 01292 619190  
[thjenkinson@iwt.co.uk](mailto:thjenkinson@iwt.co.uk)

**47 Peter McKenzie & Son**  
**Bridge of Allan**

Tel: 01786 833424  
Fax: 01786 833368  
[pmckenzie@iwt.co.uk](mailto:pmckenzie@iwt.co.uk)

**48 Rutherford Trailer Centre**  
**Earlston**

Tel: 01896 849326  
Fax: 01896 848204  
[jrutherford@iwt.co.uk](mailto:jrutherford@iwt.co.uk)

**49 Rutherford Trailer Centre**  
**Coldstream**

Tel: 01890 840458  
Fax: 01890 840461  
[jrutherford@iwt.co.uk](mailto:jrutherford@iwt.co.uk)

**50 Rutherford Trailer Centre**  
**EastLinton**

Tel: 01620 860348  
Fax: 01620 860961  
[jrutherford@iwt.co.uk](mailto:jrutherford@iwt.co.uk)

**51 Duncan McIntosh Trailers**  
**Brechin**

Tel: 01356 624600  
Fax: 01356 624600  
[dmcintosh@iwt.co.uk](mailto:dmcintosh@iwt.co.uk)

**52 D & R Alexander & Son**  
**Thurso**

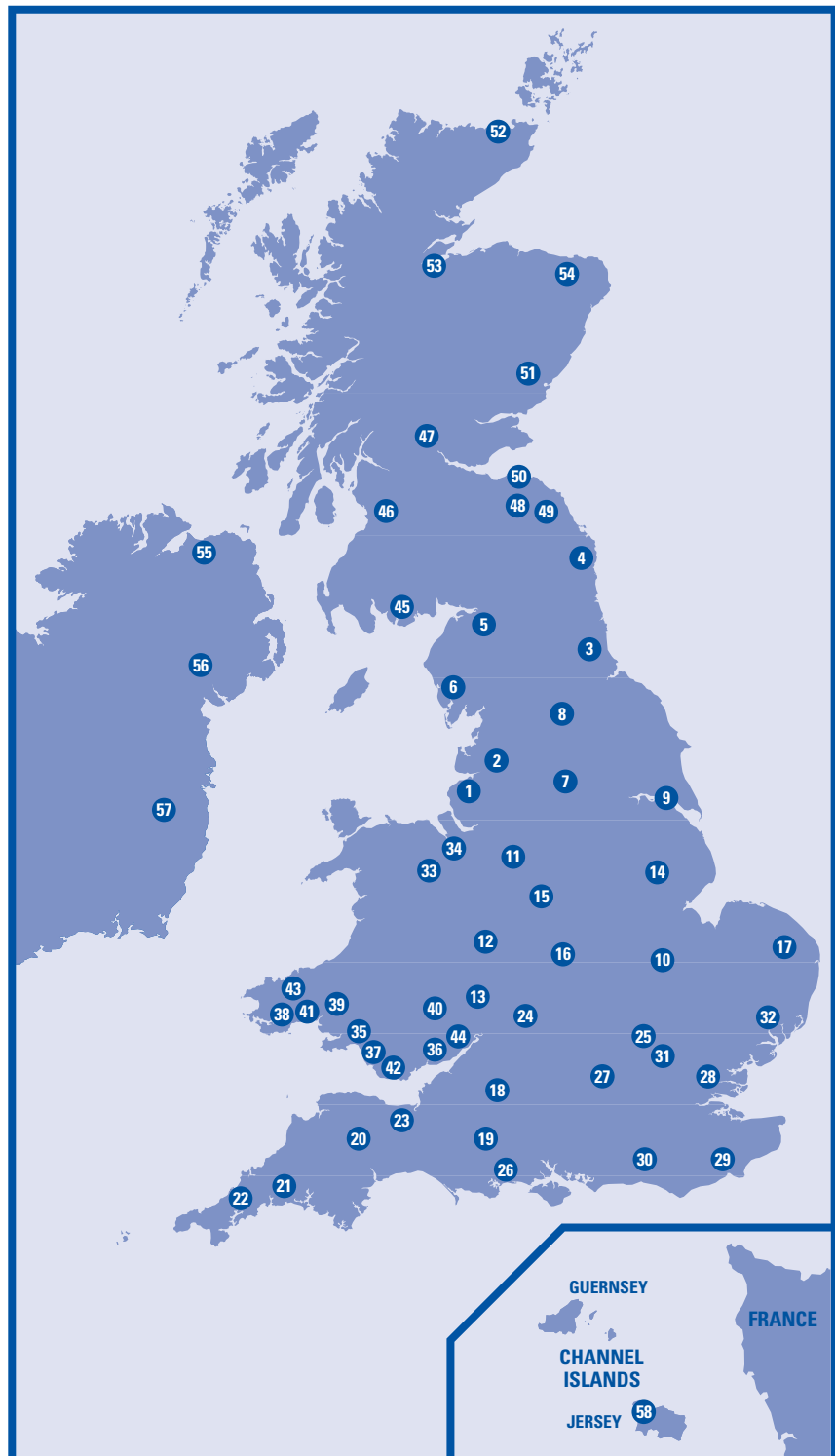
Tel: 01847 811365  
Fax: 01847 811265  
[dralexander@iwt.co.uk](mailto:dralexander@iwt.co.uk)

**53 D & R Alexander & Son**  
**Inverness**

Tel: 01463 248268  
[dralexander@iwt.co.uk](mailto:dralexander@iwt.co.uk)

**54 Balgownie**  
**Inverurie**

Tel: 01467 621493  
Fax: 01467 629473  
[balgownie@iwt.co.uk](mailto:balgownie@iwt.co.uk)



### Northern Ireland

**55 A J C Lamont Coleraine Ltd**  
**Coleraine**

Tel: 028 7034 3563  
Fax: 028 7032 0576  
[lamont@iwt.co.uk](mailto:lamont@iwt.co.uk)

**56 T H Jenkinson**  
**Armagh**

Tel: 028 3756 8484  
Fax: 028 3756 8485  
[thjenkinsonni@iwt.co.uk](mailto:thjenkinsonni@iwt.co.uk)

### Ireland

**57 West-Wood Trailers**  
**Naas**

Tel: 045 876053  
Fax: 045 866901  
[westwood@iwt.co.uk](mailto:westwood@iwt.co.uk)

### Channel Islands

**58 Rozel Camping Park**  
**Jersey**

Tel: 01534 855200  
Fax: 01534 856127  
[rozel@iwt.co.uk](mailto:rozel@iwt.co.uk)

# Trailer Range

Introducing the full Ifor Williams range



Contents	Page
Horsebox Trailers	7
Large Horsebox Trailers	8
Livestock Trailers - Single Height	9
Livestock Trailers - Large Models	10
General Duty Trailers	11
Flatbed Trailers	12
Eurolight Trailers	13
Beavertail & Tilt-Bed Trailers	14
Tipping Trailers	15
Plant Trailers - GX & GP Ranges	16
Plant Trailers - GH Ranges	17
Car Transporter Trailers	18
Box Van Trailers	19
Unbraked Trailers	20





**Our horsebox range combines all the much loved qualities which have made our previous design of horseboxes so popular with a host of improvements and new features.**

The exteriors have been completely re-engineered to give a striking overall appearance which will complement most 4x4 vehicles on the road today. But the beauty of our new range is not just skin deep, the comfort and safety of your horses has always been our main consideration in the re-design of the new range.

Each trailer has undergone rigorous testing, at our own facilities as well as at independent automotive testing tracks. There are three models to choose from, all available with front offload ramp and a grooms door fitted as standard.

#### **HB506 and HB511 Double Horsebox Models**

Both models are suitable for two horses. The HB506 can accommodate two horses up to 16.2hh, the HB511 is slightly longer, wider and will carry two 17.2hh horses. Both models feature a pair of side windows, the double horseboxes also now have a larger front inspection window which allows more daylight into the trailer. Centre partitions and breast and breeching bars are fitted as standard.

#### **HB403 Single Horsebox**

As a single horsebox, the HB403 provides more stall width than our double horsebox models and offers enough headroom to take one 16.2hh horse.

Being a narrower trailer, the HB403 is easier to tow and produces less wind resistance when towing. The HB403 is ideal for transporting nervous horses that require a wider stall and may prefer to travel alone.



HB511 with right front offload ramp



HB403 with right front offload ramp



HB510XL

Whether you are a livery yard, trekking centre, riding school or private individual with a string of ponies, these large trailers, with a maximum gross weight of 3500kg and optional centre or telescopic partitions, make an ideal workhorse. Both models come with a locking groom's door as standard.

### HB510XL

The HB510XL offers the flexibility of carrying two horses up to 17.2 hands or up to four ponies.

This model has the option of either a single centre partition, allowing two horses to face forward, or a range of telescopic partitions where up to four ponies can be carried diagonally.

### HB610

The HB610 represents our largest trailer and can carry two large horses up to 17.2 hands with room to spare or up to five ponies

The wide front unload ramp makes this model unique and very useful for both horse and owner. An additional benefit is the extra storage space available in the wind deflector, accessible from inside the trailer.

By offering additional trailer width, the telescopic partition system allows up to five pony stalls.

The sliding windows and optional roof vents provide a comfortable and safe environment for your horse, ensuring plenty of light and fresh air. Additional comfort is provided through thick rubber floor matting.



HB610



# Trailer Range

## Livestock Trailers - Low Headroom



P6e Livestock with 20.5 x 8-10 tyres (750Kg)

### P6e LIVESTOCK

The smallest trailer in our livestock range, the unbraked P6e has a floor area of 1.21m x 1.98m (4' x 6'6" approx.) and a maximum gross weight of either 500 or 750kg. The P6e livestock version includes aluminium ramp gates, ventilation louvres in the front of the canopy and fixing points for the optional cross division.

### P6 & P8

These two models, the lightest in our braked Livestock range, are designed for those who need a light yet robust means of transporting small types of livestock. Easy to tow, reverse and manoeuvre, the trailers will meet the needs of the most serious of farming professionals.

With a maximum gross weight of 1400kg, they can be towed by most large family cars. They provide a payload of 1010kg for the 6' version and 960kg for the 8' version. Both models offer 4' of headroom with a width of 4'.

### TA5 4'

The TA5 4' headroom models are slightly wider than the P6 and P8 at 5', and feature wider side vents with flaps giving increased ventilation. With the low headroom and increased floor area, the wind resistance is minimised when towing, a bonus when travelling long distances. The twin axles provide a maximum gross weight of 2700kg. The TA5 4' headroom model is available in 8', 10', and 12' body lengths.



P6 (1400Kg)



TA5 10' (4' headroom)



DP120 (EasyLoad™) with optional ramp side gate extensions

### TA5

The TA5 range with 6' or 7' headroom is a substantial but narrow trailer, ideal for navigating rural tracks and lanes. The TA5 is available in 8', 10', and 12' body lengths. The 8' and 10' versions have a maximum gross weight of 2700kg, while the 12' heavy duty version offers 3500kg maximum gross weight.

### TA510

The TA510 range offers substantial high specification trailers, designed for those who require the maximum volume and gross weight available.

Body lengths of 10', 12' and 14' are available, with height options of 6' and 7'. The 7' versions, with optional centre partition fitted, allow two 16.2 hand horses to be transported\*. All trailers have a maximum gross weight of 3500kg; payload varies between 2010kg and 2550kg depending on size and specification.

### DP120 DUAL PURPOSE TRAILERS

The DP120 range combines a substantial maximum volume and gross weight (3500kg) with the option of a removable container. When the container is removed, the DP120 can be used as a conventional flatbed trailer. Body lengths of 10', 12' and 14' are available, all with standard headroom of 6'. A tri-axle is an option on the 12' model and standard on the 14' version.

### RAMP OPTIONS

All three models are available with either the standard ramp or with the award winning EasyLoad™ ramp and folding deck system, designed to enable the handler to load two decks of sheep without having to manhandle large weights. TA5 and TA510 models are also offered with combination ramp doors allowing forklift loading of bulk feed etc...



TA5 (6' headroom) with optional ramp side gate extensions



TA510 12' (6' headroom) with optional ramp side gate extensions

\*Subject always to The Welfare of Animals (Transport) Order 1997.



# Trailer Range

## General Duty Trailers



GD85 single axle

**Our General Duty trailers are at home in almost any environment, with virtually any type of load, from building materials to expedition equipment.**

The trailers are built around a welded steel, galvanized chassis with fixed front and side panels. These panels are constructed from formed galvanized steel and are supported by galvanized steel channel sections.

The General Duty range is offered in width options from 4' to 6' (internal width), and length options from 6' to 12'. All models are offered with either a tailboard or rear ramp with assistor.

A number of axle options are available giving a maximum gross weight range from 1400kg to 2700kg.

Meshsides are available for most models, providing the capability to carry bulky loads such as hedge cuttings and waste packaging.



GD85 with ramp



GD105 with mesh sides and ramp



LT85 with optional dropsides, tailboard, headboard & ladder rack

LM126

**Whenever there's work to be done you'll find a flatbed model to help you do it. Our flatbed trailers epitomise the flexibility of our commercial range. Purchasers from roofers to gardeners, small businesses to local authorities have all found that this range of trailers can carry heavy or bulky loads with ease.**

From the smallest LT85 to the largest LM187, all flatbed models are built around a welded steel, galvanized chassis fitted with bolt-on tapered drawbars and a tough resin-coated plywood platform as standard.

The flatbed range is offered in width options ranging from 5' to 7' 6" and length options from 8' to 18'.

The maximum gross weight for the LT model is 2000kg, whilst the heavier LM models offer between 2700kg and 3500kg.

The flatbed trailer range is normally supplied with twin axles. A tri-axle option is available on models of 14' length and over.

Most models can be further enhanced with accessories such as a headboard, ladder rack, dropsides, meshside extensions, winch, rear propstands and either loading skids or a full-width ramp (6' in length).

The LT/LM range feature a skid mounting rail and skid holder built into the rear of the trailer (6/8' skids are optional extras).





EL101-2012 with optional aluminium droopsides



EX202-3615 with optional aluminium droopsides

### Introducing our latest trailer range designed for both the commercial and domestic user.

Our latest trailer range offers exceptionally lightweight trailers without compromising strength or durability. The combination of engineering design and high strength materials has produced a trailer range with an excellent strength to weight ratio.

Ideal for both the domestic and professional user, the Eurolight offers lighter alternatives to traditional Ifor Williams Trailers and is suitable for lighter commercial vehicles and cars with lower towing weight capacities.

The Eurolight range has been designed for versatility, offering eleven multi-purpose trailers with unladen weights starting at only 225kg, and the largest 3.68m trailer being only 403kg. With maximum gross weights from 1000kg to 2000kg the Eurolight range will meet the needs of the most demanding user.

The Eurolight multi-purpose range is offered in two width options, 1.3m and 1.58m and 4 length options from 2.08m to 3.68m. Single and tandem axle options are available.



EL101-2012



EX202-3615

### BEAVERTAIL TRAILER

The beavertail range is offered in width options of 6' 6" and 7' 6" and length options of 14' and 16'. The lighter LT models offer a maximum gross weight of 2000kg, whilst the heavier LM models offer the maximum gross weight of 3500kg.

Closely related to the flatbed range, and with the addition of a sloping rear bed section, these trailers offer the flexibility of a flatbed with the added benefit of a low loading height to the rear of the trailer.

### TILTBED TRAILERS

For owners of vehicles with low ground clearance or those in the vehicle recovery business, the tiltbed is an ideal choice. It provides all the benefits of the flatbed range, combined with an easily tilted platform for effortless loading.

There are two size options in the range: CT166 (16' long, 6' 6" wide) and CT167 (16' long, 7' 6" wide). Both models offer a maximum gross weight of 3500kg. Tilt is achieved through the use of a manual hydraulic pump.



LM166/B with optional propstands



CT166 with optional 3' loading ramp



CT166 shown in tilted position



LM167/B with optional headboard skids, electric winch, propstands & lashing rings



# Trailer Range

## Tipping Trailers

**A regular on building sites all over the UK and Europe, an Ifor Williams tipping trailer is the builder's perfect partner.**

The TT85, the smallest of the range, has a maximum gross weight of 2700kg with the option of a manual or electric hydraulic pump (and self contained 12v battery). With headboard, ladder rack, dropsides and swing tailboard fitted as standard, the TT85 is ready to go straight to work.

The two larger models, TT105 and TT126, are electrically operated tippers with a self-contained 12v battery. Both have a maximum gross weight of 3500kg and offer all the usual benefits of a tipper trailer, coupled with the superb flexibility of the flatbed range. With the addition of loading skids and rear prop-stands, the larger tipper models can also be used to carry plant and machinery.



TT105



TT85

To order see pages 4&5 for distributor details or call 0845 4082 505. Prices available on separate Spares Pricelist



GP126 tri-axle

**The Ifor Williams plant trailer range is designed specifically for transporting plant machinery and has been standard equipment for many plant users and plant hire firms since the 1980s.**

**We offer three distinct types of plant trailer; The GP, GX and GH range:**

The GP series trailers, widely regarded as the toughest plant trailers in the industry, have an open rectangular steel framework, integral with the chassis. Maximum gross weight of the range is 3500kg.

Models range from the smallest GP106 to the largest GP146. Trailers are offered with three tyre options and larger models are also available as tri-axle versions.

Various options are also available including factory fitted aluminium treadplate floor covering, bolt on ramp knife edge and 1.8m/6' skids or ramp in place of the standard size of 1.2m/4'.

GP trailers can be ordered with either low sides or high sides. Low sided models are offered with either open or closed sides and high sided models come with filled in sides as standard. This option is ideally suited to users who require flexible usage from their trailer; a reliable plant trailer providing additional depth for use as a general duty trailer.

**GX Series trailers are constructed from folded pre-galvanized steel sections with filled-in sides for greater flexibility.**

Trailers are offered with hinged adjustable skids or a full-width loading ramp. Sizes range from the smallest GX84 up to the largest GX126. Trailers can be further enhanced by accessories such as a ladder rack, factory fitted aluminium treadplate floor covering, meshside extensions (only practical with full-width loading ramp), bolt on ramp knife edge, recessed lashing rings and 1.8m/6' skids or ramp in place of the standard size of 1.2m/4'.

GX models and low sided GP models are fitted with a bucket rest as standard as well as integrated ramp & skid supports.



GP106 with skids



GX106 with skids



# Trailer Range

## Plant Trailers - GH Range



GH64

### Designed for the plant hire industry, there are four models to choose from:

The GH64 is designed for smaller items of plant such as micro-excavators. Compact yet robust, this is a neat and convenient single axle trailer that can be towed behind a car and is easily manoeuvred by hand when loaded.

The GH94 is an extremely versatile plant trailer. A 24mm thick platform makes the GH94 particularly suitable for transporting a wide selection of plant, including tracked excavators, and many items of wheeled equipment such as rollers.

The 9' length of the GH94 provides ample loading space behind the rear axle. This enables a full range of mini-excavators to be loaded along with machines with a more central centre of gravity, such as hi-tip dumpers.

The GH94 is available with 195/55R10C tyres, or larger 165R13C tyres. Trailers with larger tyres are constructed to a beavertail specification to maintain the excellent loading angle of 13°. Beavertail models are also 3" wider than flatbed models.

The GH1054 offers one of the highest payloads ever produced by Ifor Williams Trailers. With its robust, welded construction and heavily treaded 185/70R13C tyres, the GH1054 is a rugged trailer for demanding conditions.

Standard features on all models include, walk-on steel treadplate mudguards, spring assisted ramp with integrated ramp supports, bucket rest, heavy duty jockey wheel and five pairs of 500kg lashing points per trailer.

All models are available with two ramp options, a 3'9" ramp with mesh infill or a longer 4'9" bevelled ramp with no infill.



GH94



GH94BT



CT177

### CT177

A versatile transporter, wide enough for most light commercial vehicles and narrow enough for the smaller car, the CT177 is the ideal trailer for the motor trade or hire professional. Wheel arch tops are only 10cm (4") from the bed to give ample door clearance and feature high grip treads for safe entry and exit from the vehicle being carried. The optional heavy duty wheel straps feature a soft-link that will not damage expensive alloy wheels and can be stowed away in the built-in toolbox.

Mini-skids, to give improved ground clearance, can be quickly and easily slid into position. Fully retained at all times they cannot be lost or stolen and once the vehicle is loaded they simply slide

back in place within the rear deck. The removable winch arm is fully adjustable from side to side allowing alignment with offcentre vehicle recovery eyes.

A range of winch options further enhance the trailer specification and the optional centre deck section fills three quarters of the centre deck area to provide a safe walk-on platform as an alternative to the open centre.



CT136 twin axle

### CT136

With three models available, both vehicle recovery and motor sport are catered for within this trailer range.

Utilising the same lightweight construction on all three models, the single (1400kg gross), twin axle (2000kg gross) and heavy duty (2600kg gross) models are lightweight trailers giving a maximum payload capacity of 1000kg, 1500kg and 2100kg respectively.

The optional removable / adjustable front wheel chocks take the guess work out of positioning your vehicle. The heavy duty wheel straps (conveniently stored in the lockable toolbox) can be anchored at any number of perforations provided in the bed.



CT136 single axle

### CT115

The CT115 is the smallest trailer in the Ifor Williams Car Transporter range and caters for both vehicle recovery and motorsport. With a gross weight of 1400kg and an unladen weight of only 350kg, this neat trailer boasts a payload over 1000kg. Slightly smaller than the single axle CT136, the CT115 is available with similar optional accessories.





BV84 single axle model



BV85 with roller shutter

**Whatever you need to carry, there's an Ifor Williams Box Van to suit your needs. Take a look at the features and you'll find practicality, durability and reliability built in.**

Our box vans are available in a choice of three height options, three width options and four length options. Smaller models are available with a choice of single or twin axles. The braked range consists of 15 models. Most are offered with roller shutter, combination ramp doors or van rear doors, ensuring your trailer is perfect for your needs. The white coated side panels are tough, smart and easy to clean. They provide the classic 'blank canvas' ready to be sign-written and ideal for pre-cut vinyl graphics and logos.

### BV84

The single axle version offers a maximum gross weight of 1400kg, whilst the twin axle version offers 2700kg.

### BV5 SERIES

The BV5 series is offered with three headroom options: 5ft (which will clear most garage doors), 6ft or 7ft. There are length options of 8ft, 10ft or 12ft. Carrying capacities range from 5.95m<sup>3</sup> to 12.12m<sup>3</sup>.

All sizes come with twin axles giving a maximum gross weight of 2700kg. The BV85 is also offered with a single axle and a reduced maximum gross weight of 1400kg.

### BV6 SERIES

The BV6 is available in lengths of 10ft or 12ft, and two headroom options: 6ft and 7ft. All models have a maximum gross weight of 3500kg.



BV126 with combination ramp/doors



P5 tailboard model with optional tarpaulin cover



P6e tailboard model

**Larger, stronger and tougher than trailers typically sold at your local DIY or car parts superstore, the Ifor Williams unbraked range are small trailers with big hearts. On the road they can be towed by a family car,<sup>1</sup> off road they can even be towed by a quad bike.<sup>1,2</sup>**

### P5

The P5 is the latest addition to the range and offers an excellent strength to weight ratio with a maximum gross weight of 500kg. The P5 has a floor area of 1.02m x 1.52m is 0.44m deep and is available with a ramp or tailboard as standard.

The P5 is available with a variety of extras including, tarpaulin cover, mesh sides and fibreglass lockable hinged lid.

### P6e, P7e & P8e

With ramp or tailboard versions, canopy and livestock options, gross weights of 500kg or 750kg and a range of optional accessories, the P6e and P7e cater for most domestic, light commercial and general farmyard duties.

The P6e has a floor area of 1.21m x 1.98m, the P7e is slightly longer with a floor space of 1.21m x 2.21m.

Both versions are available with maximum gross weights of 500kg or 750kg.

The P8e is the largest of the unbraked range. It comfortably carries standard building sheets (typical size of 2.4m x 1.2m) and has a maximum gross weight of 750kg. In addition, the generous width allows the loading of a variety of lawn mowers and quad bikes. The P8e is available with a tailboard, a ramp or with an extended ramp version. The extended ramp version has been developed for carrying ride-on mowers, which normally have limited ground clearance. Uniquely the extended ramp features an assistor for ease of use.

### BV64e

Available with the choice of van style rear doors and flat roof or a convenient roller shutter with an aerodynamic GRP roof moulding. Both models feature a streamlined body and mudwings with the rear prop stands integrated into the wings. The adhesive bonded aluminium body structure gives exceptional strength whilst also saving weight, giving you more payload.

The BV64e has a floor area of 1.21m x 1.98m with an internal volume of 2.3m<sup>3</sup>, and a maximum gross weight of 500kg.

<sup>1</sup> Refer to towing vehicle manufacturers handbook for maximum unbraked towing limit.  
<sup>2</sup> If fitted with optional Quad Bike drawbar.



P7e ramp model with optional propstands



BV64e roller shutter model



P8e



### PLEASE TELL US THE SERIAL NUMBER OF YOUR TRAILER

When ordering certain types of spare parts please supply us with the serial number of the trailer. This will identify the age and batch reference of the trailer, which will inform us of any changes to product specification around the date of manufacture. If you are ordering spares for more than one trailer, use the size / comments column of the order form to identify which serial number the parts are intended for.

### HOW TO FIND YOUR SERIAL NUMBER

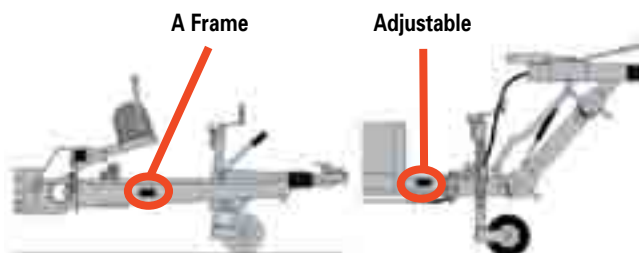
Every trailer we manufacture is fitted with a type plate, this will have a unique serial number printed on it by multi-dot punching. An example of a standard type plate is shown opposite. This example is printed with the full 17 digit VIN (Vehicle identification number). The last 6 or 7 digits represent the serial number depending on the age and model of your trailer (in this example 374538). Some models may be fitted with a slightly smaller plate, however the serial number will still be present and easily recognisable.



Trailer serial number      Last 6 digits

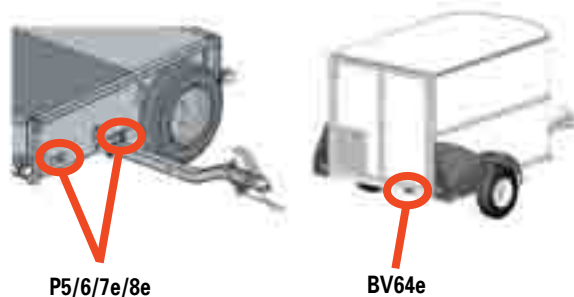
### BRAKED TRAILERS

For trailers with "A Frame" drawbars the plate is located on the outside of the right hand drawbar member. On trailers with adjustable height couplings the plate is located on the right hand section of the supporting structure that the drawbar/coupling unit is clamped to.



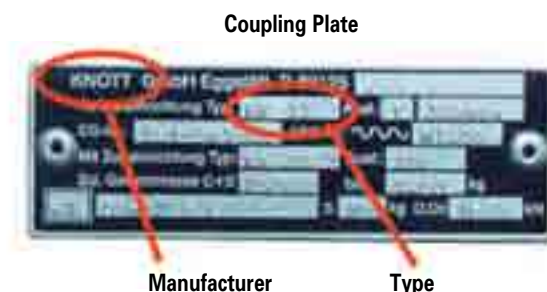
### UNBRAKED TRAILERS

On P5/6/7e/8e (unbraked) models the plate is fitted to the front panel of the trailer, or is sometimes attached to the drawbar mounting bracket. On BV64e boxvan models the plate is fitted to the right hand side of the rear crossmember.



### IDENTIFYING COUPLING TYPES

The coupling units fitted to your Ifor Williams trailer may be from one of several different manufacturers, when ordering spares for a coupling or brake linkage it is important to identify the manufacturer and model. Typically an overrun (brake control) coupling unit will be fitted with its own type plate, usually on the top or side of the main shaft housing. The example shown here is from a Knott KF13 overrun coupling.



Coupling Plate

Manufacturer      Type

To order see pages 4&5 for distributor details or call 0845 4082 505. Prices available on separate Spares Pricelist

# Collection & Gift Ideas & Tools

Trailer Covers • Casual wear • Horse travel accessories • Decals • Trailer camera • Tools



Contents	Page
Trailer Covers	23
Casual Wear	24
Horse Travel Accessories	25
Trailer Camera	26-27
Gift Ideas	28
Tools	29



### TRAILER COVERS & TRAVEL ACCESSORIES

The IWT Collection has been created to offer a selection of additional accessories for our horsebox and trailer customers. Items range from security and safety products to rider clothing, horse travel accessories and trailer graphics, which are all designed to complement our new horsebox range.

### TRAILER COVERS

The covers are made using a specially manufactured 3 layer heat bonded material designed to be 100% waterproof and breathable. The Torrent fabric prevents water penetrating through the cover in severe weather conditions and allows any condensation that forms under the cover to dry naturally throughout the day. The cover incorporates a velcro sealed inspection door access available for both left and right hand models, a detachable A frame and coupling cover and webbing straps with buckles keep the cover secured in stormy conditions. Also supplied are poles for lifting cover when fitting, a storage bag and fitting instructions.

- 1 B01686L** Trailer Cover HB403 / HB401. For models with a left hand side inspection door. Blue
- B01686R** Trailer Cover HB403 / HB401. For models with a right hand side inspection door. Blue
- B01696L** Trailer Cover HB506 / HB505. For models with a left hand side inspection door. Blue
- B01696R** Trailer Cover HB506 / HB505. For models with a right hand side inspection door. Blue
- B01706L** Trailer Cover HB510 / HB511. For models with a left hand side inspection door. Blue
- B01706R** Trailer Cover HB510 / HB511. For models with a right hand side inspection door. Blue

**Trailer Aid.** Used when replacing a flat or punctured tyre. Saves time and energy no need to use a jack. Available in black and yellow.

- B0054** Black.
- 2 B0055** Yellow.



To order see pages 4&5 for distributor details or call 0845 4082 505. Prices available on separate Spares Pricelist

**POLO SHIRT**

1 100% Cotton, short sleeved. Available in navy or white.

Size	Part Number (Navy)	Part Number (White)
S	B0178S	B0179S
M	B0178M	B0179M
L	B0178L	B0179L
XL	B0178XL	B0179XL

**FLEECE**

2 Wind proof fleece 100% polyester. Available in navy.

Size	Part Number (Navy)
S	B0180S
M	B0180M
L	B0180L
XL	B0180XL

**BODY WARMER**


3 Reversible fleece lined body warmer. Available in two colours.

Size	Part Number (Navy/Camel)	Part Number (Royal/Navy)
S	B0181S	B0182S
M	B0181M	B0182M
L	B0181L	B0182L
XL	B0181XL	B0182XL

**HI-VISIBILITY RIDER VEST**

4 Available in pink or yellow.

Size	Part Number (Pink)	Part Number (Yellow)
S	B0176S	B0177S
M	B0176M	B0177M
L	B0176L	B0177L







Arrive at the show in style with a range of travel accessories for your horse and tack.

To order see pages 4&5 for distributor details or call 0845 4082 505. Prices available on separate Spares Pricelist

- 1 Fleece Travel Rug.** Keep your horse warm in winter and cool in the summer when travelling with this breathable polar fleece travel rug.

Part Number	Size	Part Number	Size
B0171-50	5'0" / 60"	B0171-53	5'3" / 63"
B0171-56	5'6" / 66"	B0171-59	5'9" / 69"
B0171-60	6'0" / 72"	B0171-63	6'3" / 75"
B0171-66	6'6" / 78"	B0171-69	6'9" / 81"
B0171-70	7'0" / 84"	B0171-73	7'3" / 87"

**Measuring:**  
Measure in a straight line from the centre of the horse's chest, around the shoulder to the furthest point of the hind quarters.
- 2 B0175 Tailguard.** Easily fitted tailguard can be used with or without a tail bandage. Protects the tail and dock whilst the horse is in transit. A D ring at the top enables attachment to a rug or surcingle if required.
- 3 Travel Boots.** A set of four, tough hard wearing fabric travel boots with nylon lining and padding. Provides impact protection for the horses fore and hind limbs. Three wide straps prevent the boots from slipping down. Scuff plates fitted to the bottom provide extra protection.

Part Number	Size
B0172-PONY	Pony
B0172-COB	Cob
B0172-FULL	Full
- 4 B0174 Saddle Carrier.** Protect your saddle from knocks and scrapes with this nylon padded saddle carrier. Two-way zip closure and sturdy handles for carrying means it is ideal for keeping your saddle clean and protected whilst in transit and storage.
- 5 B0173 Bridle Bag.** Keep your bridle clean, tidy and together in this must have bag, designed with a mesh bottom to allow the leather of the bridle to breathe and stay in perfect condition. Ideal for using whilst in storage and travelling.



### TRAILER CAM™

Wireless Camera System – Transmits live colour footage from the trailer interior to the towing vehicle, enables passengers to monitor animals during transit.

The camera can be powered from a battery pack or trailer lighting system.

With a Trailer Cam, you can travel assured that your horses and prize livestock are safe and well in the trailer.

With a transmission range of 100 metres in a clear line of sight, the Trailer Cam is also proving popular for a variety of other uses. As well as trailer interiors, it is also used in stables, livestock sheds, dog kennels and used as a reversing camera.

- 1 **B0167 Trailer Cam™.** Includes: Wireless video camera, wireless LCD monitor, suction cup for mounting to windscreen, battery pack, power adaptors, lighter socket adaptor and power lead.





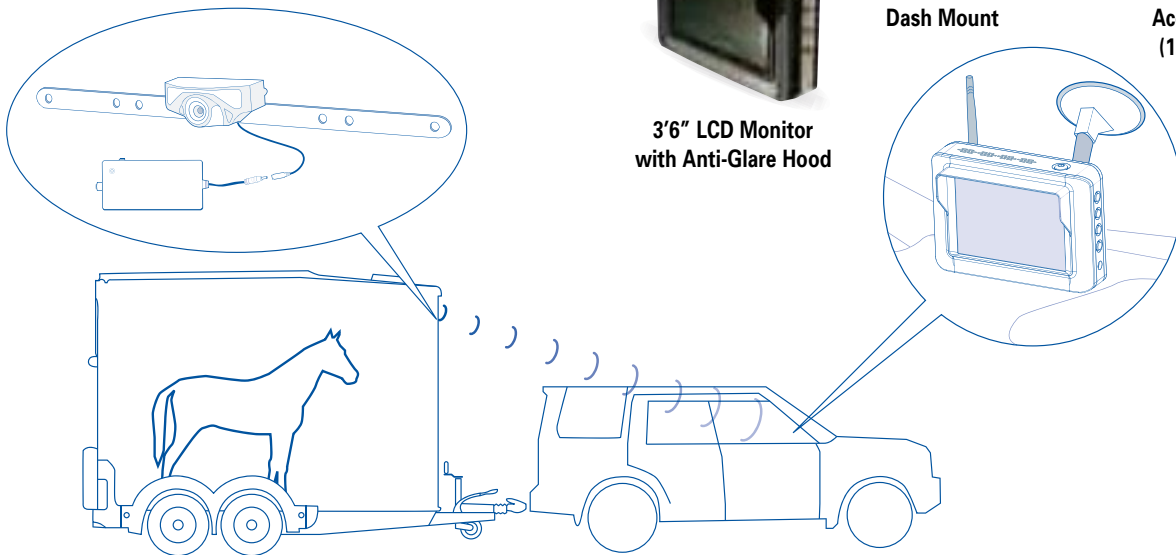
Wireless Camera with  
Nightvision (5m)

Long Life Rechargeable  
Camera Battery Pack

Dash Mount

Accessories  
(12v-220v)

3'6" LCD Monitor  
with Anti-Glare Hood



Camera fitted to  
horsebox interior



Monitor attached to  
vehicle windscreen

To order see pages 4&5 for distributor details or call 0845 4082 505. Prices available on separate Spares Pricelist







To order see pages 4&5 for distributor details or call 0845 4082 505. Prices available on separate Spares Pricelist



- 1 B0060S Adult Tee Shirt. 100% cotton Sizes: S.
- B0060M Adult Tee Shirt. 100% cotton Sizes: M.
- B0060L Adult Tee Shirt. 100% cotton Sizes: L.
- B0060XL Adult Tee Shirt. 100% cotton Sizes: XL.
- 2 B0064A Child Character Tee. Cartoon trailer character tee shirt, Size 1-2.
- B0064B Child Character Tee. Cartoon trailer character tee shirt, Size 3-5.
- B0064C Child Character Tee. Cartoon trailer character tee shirt, Size 6-8.
- B0064D Child Character Tee. Cartoon trailer character tee shirt, Size 9-11.
- B0064E Child Character Tee. Cartoon trailer character tee shirt, Size 12-14.
- 3 B0065A Child Character Tee. Trailer Kid tee shirt, Size 1-2.
- B0065B Child Character Tee. Trailer Kid tee shirt, Size 3-5.
- B0065C Child Character Tee. Trailer Kid tee shirt, Size 6-8.
- B0065D Child Character Tee. Trailer Kid tee shirt, Size 9-11.
- B0065E Child Character Tee. Trailer Kid tee shirt, Size 12-14.

- 4 B0206A Silk Tie. Silver with blue circles and horsebox images.
- B0206B Silk Tie. Grey with black and red stripes and trailer images.
- B0206C Silk Tie. Black with grey and purple stripes and trailer images.
- 5 B0056 Umbrella. Large golfing style umbrella.
- 6 B0159 Note Block. 100mm square telephone jotter pad.
- 7 B0158 Mug. Ceramic Ifor Williams Trailers branded mug.
- 8 B0068 Pen. Ifor Williams Trailers ball-point pen with soft grip.
- 9 B0066 Baseball Cap. One size fits all.
- 10 B0073 Toy DP120. Britains farm toys 1/32 scale DP120 livestock trailer.
- 11 B0191 Toy TA510G Tri-axle. 1/32 scale, 2 cows included

Design and shading of product may vary from illustration



- 1 B0003 ¾ Drive Socket 46mm. To remove axle end nut on braked trailers
- B0095 ¾ Drive Socket 36mm. To remove axle end nut on unbraked trailers
- 2 B0001 Socket Tester. Tests for correct function from the towing vehicle's 12N socket, complete with 5m cable & plug.
- 3 B0013 Wheel Chocks. Pair of black plastic wheel chocks
- 4 B0014 Scissor Jack. Lift range 95 – 300mm maximum load 1500kg, with loose cranking handle
- 5 B0015 Axle Stands. Ratchet action clamp max safe load 4000kg, supplied as a pair
- 6 B0019 Wheel Nut Wrench. 4 headed wrench sizes 17, 19, 21 & 22mm
- 7 B0021 Tyre Pressure Gauge. 0 – 100 psi dial type gauge with air release button, supplied with flexi hose and swivel valve connection
- 8 B0119 Safety Kit. Gloves, safety goggles, pair of dust masks, ear defenders and hooded overall. (Contents may vary from illustration)
- 9 B0037 Sealer Gun. Suitable for the sealant cartridges listed on this page
- 10 B0150 Sealer Geobond CV White. MS polymer based sealant adhesive specifically developed for commercial vehicle bodybuilders. Non- hazardous and environmentally friendly.
- 11 B0151 Sealer Geobond CV Grey. As above in a steel grey colour.
- 12 B0153 Sealer Hansil GP Clear. Silicone elastomer sealant colourless.





Knott Brakes Page 31-32

# Brakes

Brake shoes • Brake assemblies • Rods, cables & adjusters

Contents	Page
Knott Brakes 200x50 (8"), Brake Assemblies, Spare Shoes, Springs and Spares	31
Knott Brakes 250x40 (10"), Brake Assemblies, Spare Shoes, Springs and Spares	32
Al-Ko Brakes (all sizes), Brake Assemblies, Spare Shoes, Springs and Spares	33
Bowden Cables, Brake Rods, Compensators and Spherical Adjusting Nuts	34
Bowden Cables – Quick Reference Guide	35





# Brakes


## Knott Brakes

# 200 x 50 BRAKE ASSEMBLY (8")

Used since September 1992 on the following models BV4 & 5, CT115, CT136SA, & CT136, Eurolight Range, GD4 & GD5 Range, GD6 (165R13 Wheels), GH Range, GX84, GX85 & GX105, Horsebox range, LT range, LM85G, LM105G & LM125G, TA5G 8', 10' & 12', All Tri-Axle models.

Ifor Williams  
Parts®

Page  
31



**P000120A Brake Assembly.** 200 x 50 (45mm diameter central hole)  
RH & LH – weld on type backplates pre-assembled with shoes, springs etc. Fitted from Sept 92 – Jan 94. Distributor supply & fit only

**P000120B Brake Assembly.** 200 x 50 (53mm diameter central hole)  
RH & LH – weld on type backplates pre-assembled with shoes, springs etc. Fitted from Sept Jan 94 – Jan 96. Distributor supply & fit only

**P000140 Brake Assembly.** 200 x 50 RH & LH - Bolt on type backplates pre-assembled with shoes, springs etc (From Jan 1996).

**F0940S Setscrew M12.** Fixes 200 x 50 backplate to axle stub (4 per side).

**P00051 Steady Spring.** 200 x 50 brake, holds the shoe against the backplate (fixed shoe only).

**P00050 Brake Spring.** 200 x 50 brake, fits between shoes at adjuster end (87mm long).

**P00049 Brake Spring.** Fits between the shoes at the expander end (75mm long).

**P00048 Carrier Spring.** Holds the sliding shoe onto the carrier (2 off per wheel).

**P00038 Re-adjustment Wedge.** Fitted immediately behind the adjuster bolt this acts on the adjuster posts to adjust the brakes

**P00042 Adjuster Post.** 200 x 50 brake, fitted each side of the adjuster screw (2 required per brake).

**P00037 Eyelet.** Connects the brake cable to the expander assembly.

**P00036 Expander.** Fits between the brake shoes (same expander for left or right).

**P00044 Half Shell.** Shell for cable entry to backplate.

**P00045 Inspection Plug.** 200 x 50 - covers the hole that allows brake lining inspection.

**P00040 Adjuster Bolt.** M10 40mm long hexagonal headed High Tensile bolt.

**B0119 Safety Kit.** Gloves, safety goggles, pair of dust masks, ear defenders and hooded overall. (Contents may vary from illustration)



**P000320 Brake Shoe Set.** 200 x 50 (8")

A full set comprising two fixed and two sliding brake shoes, auto-reverse sliding shoe carrier and all springs required to complete the installation.

*This kit services one axle, for continued safety, brakes should always be changed as complete axle sets.*

COMPLETE  
AXLE SET



Used since  
September  
1992




To order see pages 4&5 for distributor details or call 0845 4082 505. Prices available on separate Spares Pricelist

# 250 x 40 BRAKE ASSEMBLY (10")

Used since September 1992 on the following models BV6 Range, CT166, CT167 & CT177G, DP120G Range, GD5 & GD6 (16" wheels), GP106 & GP126, GX105HD, GX106, GX106N & GX126, HB510XL & HB610, LM85GHD, LM105GHD & LM125GHD, LM106G, LM126G, LM146G, LM166G, TA5GHD, TA510G, TT105G & TT126G.

## Brakes Knott Brakes

To order see pages 4&5 for distributor details or call 0845 4082 505. Prices available on separate Spares Pricelist



**P000200** Brake Assembly. 250 x 40 RH & LH - weld on type backplates pre-assembled with shoes, springs etc. Please specify diameter of central hole when ordering 45mm Diameter Sept 92-Jan 94 54mm Diameter Jan 94-Jan 96. Distributor supply and fit only.

**P000160** Brake Assembly. 250 x 40 RH & LH - Bolt on type backplates pre-assembled with shoes, springs etc (From Jan 1996).

**F0941S** Setscrew M14. Cap head screw for fixing the brake backplate to the stub axle.

**P00054** Steady Spring. 250 x 40 brake, holds the shoe against the backplate (fixed shoe only).

**P00052** Brake Spring. For 250 x 40 brake fits between shoes at expander end. Silver coloured spring.

**P00053** Brake Spring. For 250 x 40 brake fits between shoes at adjuster end. Black coloured spring.

**P00048** Carrier Spring. Holds the sliding shoe onto the carrier (2 off per wheel).

**P00039** Re-adjustment Wedge. Fitted immediately behind the adjuster bolt this acts on the wedges to adjust the shoes.

**P00043** Adjuster Post. 250 x 40 brake, fitted each side of the adjuster screw (2 required per brake).

**P00037** Eyelet. Connects the brake cable to the expander assembly.

**P00036** Expander. Fits between the brake shoes (same expander for left or right).

**P00044** Half Shell. Shell for cable entry to backplate.

**P00046** Inspection Plug. 250 x 40 - covers the hole that allows brake lining inspection.

**P00041** Adjuster Bolt. M12 40mm long hexagonal headed High Tensile bolt.

**B0119** Safety Kit. Gloves, safety goggles, pair of dust masks, ear defenders and hooded overall. (Contents may vary from illustration)




**P000330** Brake Shoe Set. 250 x 40 (10")

A full set comprising two fixed and two sliding brake shoes, auto-reverse sliding shoe carrier and all springs required to complete the installation.

*This kit services one axle, for continued safety, brakes should always be changed as complete axle sets.*

COMPLETE  
AXLE SET



Used since  
September  
1992






# Brakes & Brake Parts

## Al-Ko & Compatible Parts

**Al-ko brakes**  
**were fitted to all models**  
**before September 1992**  
 These trailers have black hub-caps with the  
 Ifor Williams factory address and 0490  
 phone number but no logo.

**Ifor Williams**  
**Parts®**

### Parts for trailers originally fitted with Al-Ko brakes



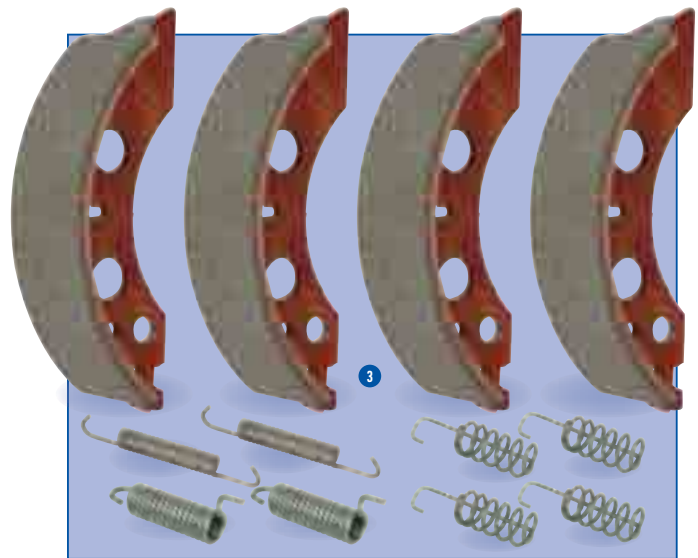
**1 P00060 Complete 2050 Brake Assembly (Axle Set).** Pre-fitted to backplate and complete with all springs, adjusters etc.



**2 P00130 Complete 2051 Brake Assembly (Axle Set).** Pre-fitted to backplate and complete with all springs, adjusters etc. Fitted from Jan 1989 – September 1992.



- 4 P0071 Brake Spring.** 2-1/2" spring fits between brake shoes.
- 5 P0072 Cover Plate.** Used to hold pressure spring (P0073) onto backplate. (2 per brake).
- 6 P0073 Steady Spring.** Holds the shoe to the backplate (2 per brake).
- 7 P0074 Brake Spring.** 1-1/2" spring fits between brake backplate and transmission lever.
- 8 P0085 Expanding Clutch.** For both types of Al-ko brakes replaces older type, however new type brake shoes must be fitted.
- 9 P0078 Adjuster.** Adjuster Screw and nut for Al-Ko type brakes.
- 10 P0079 Cover cap.** Covers the hole used to access the brake adjuster.
- 11 P0570 Half Shell.** Shell for cable entry on Al-Ko backplates with the quick release system.
- 12 B0119 Safety Kit.** Gloves, safety goggles, pair of dust masks, ear defenders and hooded overall. (Contents may vary from illustration).



**3 P00860 Brake Shoe Set.** 2051 brake (will also fit 2050 brake).  
 A full set comprising of four brake shoes and all springs required to complete the installation.  
*This kit services one axle, for continued safety, brakes should always be changed as complete axle sets.*

**COMPLETE AXLE SET**



To order see pages 4&5 for distributor details or call 0845 4082 505. Prices available on separate Spares Pricelist



If you are not sure of your cable size, give us a call with the serial number - we can help!

# Brakes

## Bowden Cables

TO ENSURE SMOOTH OPERATION OF THE BRAKES AND TO REDUCE THE POSSIBILITY OF PREMATURE BRAKE WEAR, IT IS RECOMMENDED THAT THE BRAKE CABLES ARE INSPECTED EVERY 5000 MILES OR 12 MONTHS (THIS COULD BE DONE AT THE SAME TIME AS THE BRAKES ARE CHECKED).



### TYPE 1 CABLE

With small cast end fitting for Lockheed & Al-ko brakes. Used on trailers manufactured before January 1989.

		Inner	Outer
1	P0109	Brake Cable. Type 1 end fitting.	1300 1000
	P0110	Brake Cable. Type 1 end fitting.	1400 1100
	P0111	Brake Cable. Type 1 end fitting.	1400 1200
	P0107	Brake Cable. Type 1 end fitting.	1705 1430
	P0123	Brake Cable. Type 1 end fitting.	1875 1600

### TYPE 2 CABLE

With 26mm tubular end fitting for Alko brakes. Used from Jan 1989-Sept 1992

2	P0132	Brake Cable. Type 2 end fitting.	980 770
	P0133	Brake Cable. Type 2 end fitting.	1100 890
	P0135	Brake Cable. Type 2 end fitting.	1340 1140
	P0137	Brake Cable. Type 2 end fitting.	1640 1430
	P0138	Brake Cable. Type 2 end fitting.	1830 1620
	P0139	Brake Cable. Type 2 end fitting.	2220 1990

### TYPE 3 CABLE

With 22mm tubular end fitting for Knott brakes. Used on trailers manufactured after September 1992

	P01401	Brake Cable. Type 3 end fitting.	840 630
	P0140	Brake Cable. Type 3 end fitting.	980 770
	P0141	Brake Cable. Type 3 end fitting.	1110 900
3	P0142	Brake Cable. Type 3 end fitting.	1340 1130
	P0143	Brake Cable. Type 3 end fitting.	1640 1430
	P0144	Brake Cable. Type 3 end fitting.	1840 1630
	P0145	Brake Cable. Type 3 end fitting.	2200 1990
	P0146	Brake Cable. Type 3 end fitting.	2000 1790
	P0147	Brake Cable. Type 3 end fitting.	2340 2130
	P0148	Brake Cable. Type 3 end fitting.	2560 2350
	P0149	Brake Cable. Type 3 end fitting.	2960 2750

4	C10801	Balance Bar. Simple compensator used on single axle trailers.
5	C10800	Compensator Beam. Used on twin axle trailers (requires two rockers to complete).
6	C10799	Rocker. Two of these are fitted to the compensator beam on twin axle.
7	F1090Z	M10 Spherical Seat Nut. M10 used at the compensator end of the brake rod.
8	F1091Z	M8 Spherical Nut. M8 used at the compensator end of the brake cables.

### MAIN BRAKE RODS

9	P05001	Brake Rod. 1270mm
	P05003	Brake Rod. 1675mm
	P05004	Brake Rod. 1830mm
	P05005	Brake Rod. 1970mm
	P05006	Brake Rod. 2030mm
	P05007	Brake Rod. 2540mm
	P05011	Brake Rod. 1300mm
	P05012	Brake Rod. 1330mm
	P05014	Brake Rod. 1475mm
	P05017	Brake Rod. 1370mm
	P05019	Brake Rod. 2360mm
	P05024	Brake Rod. 2235mm
	P05025	Brake Rod. 2060mm
	P05026	Brake Rod. 1935mm
	P05029	Brake Rod. 1660mm
	P05030	Brake Rod. 1620mm
	P05031	Brake Rod. 1570mm
	P05033	Brake Rod. 1355mm
	P05035	Brake Rod. 1130mm
	P05037	Brake Rod. 1010mm
	P05038	Brake Rod. 965mm
	P05040	Brake Rod. 145mm

Type	Model	Front Axle Cable	Rear Axle Cable
Box Van	BV84G	P0141	
Box Van	BV85G	P0141	P0144
Box Van	BV105G	P0141	P0144
Box Van	BV125G	P0142	P0146
Box Van	BV106G	P0142	P0144
Box Van	BV126G	P0142	P0145
Car Transporter	CT115, CT136SA	P0142	
Car Transporter	CT136, CT136HD	P0142	P0146
Car Transporter	CT177	P0145	P0149
Eurolight	EL071-2012, EL071-2512	P0141	
Eurolight	EL101-2012	P0141	
Eurolight	EL101-2512, EL141-2512	P0142	
Eurolight	EL142-2512	P0140	P0144
Eurolight	EL142-2515	P0141	P0144
Eurolight	EL142-3015	P0142	P0144
Eurolight	EL142-3615	P0142	P0144
Flatbed	LM85G, LT85G	P0140	P0143
Flatbed	LM105G, LT105G	P0141	P0144
Flatbed	LM125G, LT125G	P0141	P0144
Flatbed	LM106G, LT106G	P0141	P0144
Flatbed	LM126G, LT126G	P0141	P0144
Flatbed	LM146G, LT146G	P0141	P0144
Flatbed	LM166G	P0141	P0144
Flatbed	LM186G	P0141	P0146
Flatbed	LM147G	P0142	P0145
Flatbed	LM167G	P0142	P0145
Flatbed	LM187G	P0142	P0146
Flatbed	LM146B	P0141	P0144
Flatbed	LM166B	P0141	P0144
Flatbed	LM147B	P0142	P0146
Flatbed	LM167B	P0142	P0146
Tiltbed	CT166G	P0142	P0145
Tiltbed	CT167G	P0143	P0147
General Duty	GD64G, GD84G, GD85SA	P0141	
General Duty	GD84GTA	P0141	P0143
General Duty	GD85G, GD105G	P0141	P0144
General Duty	GD125G	P0142	P0144
General Duty	GD106G	P0142	P0146
General Duty	GD126G	P0142	P0145
Large Horsebox	HB510XL	P0142	P0145
Large Horsebox	HB610	P0142	P0146
Livestock	P6G, P8G	P0141	
Livestock	TA5G 8', TA5G 10'	P0141	P0144
Livestock	TA5GHD 12'	P0142	P0146
Livestock	TA510G 10', TA510G 12'	P0142	P0146
Livestock	TA510G 14'	P0142	P0145
Livestock	DP120G 10', DP120G 12'	P0141	P0146
Horsebox	HB401, HB403	P0141	P0144
Horsebox	HB505, HB506	P0142	P0144
Horsebox	HB510, HB511	P0142	P0144

Type	Model	Front Axle Cable	Rear Axle Cable
Plant	GP106G, GP126G	P0142	P0144
Plant	GX84, GX85	P0140	P0143
Plant	GX105	P0142	P0146
Plant	GX125HD, GX126	P0143	P0147
Plant	GX106	P0142	P0146
Plant	GH64	P0140	
Plant	GH94, GH94+3	P01401	P0143
Plant	GH94BT	P01401	P0143
Plant	GH1054BT	P0141	P0144
Tipper	TT85G	P0141	P0144
Tipper	TT105G	P0142	P0145
Tipper	TT126G	P0143	P0147

### TRI-AXLE MODELS

Type	Model	Front Axle	Middle Axle	Rear Axle
Flatbed	LM126G/TRI	P0141	P0143	P0145
Flatbed	LM146G/TRI	P0141	P0143	P0145
Flatbed	LM166G/TRI	P0141	P0143	P0145
Flatbed	LM186G/TRI	P0141	P0143	P0146
Flatbed	LM147G/TRI	P0142	P0143	P0147
Flatbed	LM167G/TRI	P0142	P0143	P0147
Flatbed	LM187G/TRI	P0142	P0144	P0147
Livestock	TA510G 14' TRI	P0142	P0145	P0146
Livestock	DP120G 12' TRI	P0142	P0144	P0148
Livestock	DP120G 14' TRI	P0142	P0144	P0148
Plant	GP146	P0143	P0145	P0149



# Running Gear & Wheel Equipment

Hubs & bearings • Axles • Springs • Suspension components

Contents	Page
Hubs, Bearings and Hub Conversion Kits for current models	37
Hubs & Bearings etc, for older models	38
Axle Beams, Weld Assemblies and Complete Axles, Suspension Units and Spares	39
Springs & Suspension Parts, Rubber Suspension Axle and Axle Mounting Crossmembers	40
Tyres, Compressor & Tyre Gauge, Jack, Axle Stands & Wheelbraces	41
Wheel Assemblies, Tyres, Tyre Changing Ramp and Spare Wheel Bolts	42
Spare Wheel Brackets and Complete Spare Wheel Kits including Spare Wheel Covers	43
Mudguards & Mudflaps	44



# Running Gear & Wheel Equipment

## Hubs & Bearings

Stake nuts have been used on all trailer models since January 1994

Ifor Williams  
Parts®

Page  
37


- 1 P1258 Hub cap Grey 76mm. For trailers with bolt on knott brakes and 76mm bearings 1996 onwards.
- 2 F1013Z Stake Nut. Without flange. It is recommended that new nuts are fitted after servicing the brakes.
- 3 F1014 Stake Nut M30. With flange.
- 4 F1951 Circlip. 76mm internal (bearing retainer) circlip - for the current production type bearing.
- 5 P00002 Bearing. Unitized bearing for hubs with a 76mm bore.

### HUB KITS


These hub kits suit trailers manufactured from September 1992, complete with the current production bearing fitted. Each hub also comes supplied with the adaptor kit shown below to enable it to be fitted to older models with the round beam axle, Knott brakes and SKF bearings.



- 6 KS0825 Hub Kit. 200 x 50 brake 4 stud. Contains hub as illustrated, also includes the adaptors and components detailed above.
- 7 KS0826 Hub Kit. 200 x 50 brake 5 stud. Contains hub as illustrated, also includes the adaptors and components detailed above.
- 8 KS0827 Hub Kit. 250 x 40 brake 5 stud. Contains hub as illustrated, also includes the adaptors and components detailed above.



To order see pages 4&5 for distributor details or call 0845 4082 505. Prices available on separate Spares Pricelist



LM146 with headboard, dropsides, meshsides, ramp and prop stands

To order see pages 4&5 for distributor details or call 0845 4082 505. Prices available on separate Spares Pricelist



<b>1</b>	<b>KS0755L</b>	<b>Brake Drum.</b> From 20th June 1988 for 6.00x9 wheels. Complete with 2 off bearings P0001 /P0002, oil seal P0004, bearing retaining washer C14679, axle end nut F1099S, grease cap C72253, 5 off wheel stud F1804, 5 off wheel nut F1813, spirol pin F1909S and split pin F1508.
	<b>KS0756</b>	<b>Brake Drum.</b> From 20th September 1988 for 145R10, 155R13, 175R13 & 6.70x13 wheels Note: HB505R 80637,38,39,40,41 from batch 427; all from batch 437 (P0003 seal) Complete with 2 off bearings P0001 / P0002, oil seal P0004, bearing retaining washer C14679, axle end nut F1099S, grease cap C72253, 4 off wheel stud F1801, 5 off wheel nut F1811, spirol pin F1909S and split pin F1508.
<b>2</b>	<b>KS0757L</b>	<b>Brake Drum.</b> From 15th February 1988. DP120G, LL106G, LL126G, LL146G (225R10 wheel)/(DP120G batch 291, LL batch 286) Complete with 2 off bearings P0001 /P0002, oil seal P0004, bearing retaining washer C14679, axle end nut F1099S, grease cap C72253, 5 off wheel stud F1804, 4 off wheel nut F1813, spirol pin F1909S and split pin F1508.
<b>3</b>	<b>P0001</b>	<b>Bearing Cup.</b> All trailers to September 1992 (HB401 until April 1993) requires bearing P0002.
<b>4</b>	<b>P0002</b>	<b>Bearing Cone.</b> All trailers to September 1992 (HB401 until April 1993) requires cone P0001.
	<b>P0081</b>	<b>Oilseal.</b> Most models (pre 1978).
	<b>P0003</b>	<b>Oilseal.</b> 43 x 75 x 10mm.
	<b>P0004</b>	<b>Oilseal.</b> 55 x 75 x 10mm.

	<b>F1811</b>	<b>Wheel Nut.</b> M12 x 1.5mm pitch (1976-1992).
	<b>F1813</b>	<b>Wheel Nut.</b> M16 x 1.5mm pitch (1976-1992).
<b>5</b>	<b>P1250</b>	<b>Hub Cap Black 75mm.</b> For trailers with weld on knott brakes and 75mm bearings 1992-1996.
<b>6</b>	<b>C72253</b>	<b>Hub Cap.</b> For trailers with Al-Ko brakes and taper roller bearings 1981-1992.
<b>7</b>	<b>F1098S</b>	<b>Axle End Nut.</b> 3/4" BSF six slotted axle end nut for early trailers with solid beam axles.
<b>8</b>	<b>F1099S</b>	<b>Axle End Nut.</b> 3/4" BSF ten slotted axle end nut for later trailers with solid beam axles.
<b>9</b>	<b>F1508</b>	<b>Split Pin.</b> 1-1/2" long x 5/32" diameter.
<b>10</b>	<b>F1502SS</b>	<b>Split Pin.</b> 1 long x 5/32" diameter stainless steel.
<b>11</b>	<b>C14679</b>	<b>Washer.</b> Bearing retaining washer for older round section axles.



# Running Gear & Wheel Equipment

## Axle & Suspension

- 1 **P0591** **Suspension Unit.** For 500Kg GVW trailers, complete with 4" PCD hubs, as fitted to P6e (before 1997).
- 2 **P0593** **Suspension Unit.** For 750Kg GVW trailers, complete with 4" PCD hubs, as fitted to P6e (before 1997).
- 3 **P0591/HUB** **Hub Assembly.** For P6e trailers fitted with black suspension units, complete with bearings and seal.
- 4 **P0591/IB** **Inner Bearing.** For P6e trailers fitted with black suspension units, complete with cone and seal.
- 5 **P0591/OB** **Outer Bearing.** For P6e trailers fitted with black suspension units, complete with cone and seal.
- 6 **P0591/N** **Wheel Nut.** 3/8" UNF Spherical seat for P6e trailers with black suspension units.
- 7 **P0591/CAP** **Grease Cap.** For P6e trailers fitted with black suspension units.
- 8 **P0591/S** **Wheel Stud.** For P6e trailers fitted with black suspension units (3/8 UNF).



Complete Axle Assy Number	Models This Axle Is Fitted To	Weld Assembly Number	Spring Centres	Length Over Hub Faces	Number Of Wheelbolts
AS 6401	Eurolight Unbraked	AS4007	757	1122	4
AS 6402	HB510R, HB511, GD6 Metric	AS0381	1770	2110	4
AS 6403	HB505R, HB505RL, HB506	AS0382	1642	1984	4
AS 6404	TA5G (8' 10' 12') GD85G, GD105G, GD125G	AS0383	1542	1924	4
AS 6404	LT106G, LT126G, LT146G, LT146G/B	AS0384	1450	1828	4
AS 6406	HB401	AS0386	1227	1610	4
AS 6407	LT105G, LT125G	AS0387	1146	1520	4
AS 6408	TT85G	AS0388	1110	1460	4
AS 6409	LT85G	AS0389	1045	1387	4
AS 6410	TA5G 10' & 12', GD105G, GD125G (5 Bolt) 200x50 Brake Assembly	AS0390	1542	1924	5
AS 6411	GD64G, GD84G	AS0391	1224	1610	5
AS 6412	LM105G, LM125G	AS0387	1146	1520	5
AS 6413	LM85G	AS0389	1045	1387	5
AS 6414	BV85G, BV105G	AS0390	1530	1924	4
AS 6415	P6G, P8G, GD64G, GD84G, GD84GTA, GP74GTA, BV84G	AS0391	1224	1610	4
AS 6416	LT1*7	AS0392	1755	2100	4
AS 6417	GP84GTA (Obsolete Plant Trailer), GX84 & GD4 Metric (4 bolt)	AS0393	1250	1610	4
AS 6418	LM1*6/DP/CT166 Tri-Axle	AS0384	1450	1828	5
AS 6440	LM1*7/CT167 Tri-Axle (2.3M)	AS0392	1755	2100	5
AS 6444	TA510G3-14 Tri-Axle	AS0398	1770	2150	5
AS 6420	TA510 (10', 12'), GD106G, GD126G, BV6 (16" wheels)	AS0400	1770	2150	5
AS 6421	GD106, GD126, GP106GM, BV106G, BV126G (UK), GX106, GX106N, GX126, GP106 & GP126 (12" wheels)	AS0401	1770	2110	5
AS 6422	DP120, LM106G, LM126G, LM146G & GB, LM166G & GB, CT166G	AS0402	1450	1828	5
AS 6423	LM 7' 6" (OLD MODELS)	AS0403	1755	2150	5
AS 6424	LM105GHD, LM125GHD, TT105G	AS0404	1146	1520	5
AS 6425	LM85GHD	AS0405	1045	1387	5
AS 6426	LM/LT/CT167G 2.3M, CT177G	AS0406	1755	2100	5
AS 6427	TA5GHD (5 Bolt) 250x40 Brake Assembly	AS0409	1542	1924	5
AS 6428	GP106 & GP126 (16" wheels)	AS0417	1770	2175	5
AS 6431	GX105HD, GX125HD, GD5 Metric (16 in) wheels	AS0408	1575	1935	5
AS 6439	CT115	AS0379	1610	1975	5
AS 6442	GP126 & GP146 Tri-Axle (12" wheels)	AS0381	1770	2110	5
AS 6445	GD5 Metric GX85, GX105	AS0395	1575	1935	4
AS 6447	CT136, CT136SA	AS0397	1770	2135	5
AS 6448	GP126 & GP146 Tri-Axle (16" wheels)	AS0399	1770	2175	5
AS 6451	Eurolight 1.2m	AS0411	757	1147	4
AS 6452	Eurolight 1.5m	AS0412	1032	1407	4
AS 6455	GD4 Metric (6.50R16C, 175/75R16) Wheels	AS0393	1250	1610	5
AS 6456	GD5 Single Axle Metric (175/75R16) Wheels	AS0395	1575	1935	5
AS 6458	GH64, GH94	AS0423	1161	1511	4
AS 6459	GH94BT, GH94 + 3	AS0340	1240	1590	4
AS 6460	HB403	AS0413	1275	1610	4
AS 6461	GH1054BT	AS0341	1556	1905	5

These are distributor delivery only due to weight and size.

To order see pages 4&5 for distributor details or call 0845 4082 505. Prices available on separate Spares Pricelist




To order see pages 4&5 for distributor details or call 0845 4082 505. Prices available on separate Spares Pricelist

### NEW TYPE



- 1 P12081 **Spring Eye Bush.** Used in parabolic springs Type C90003 & C90004.
  - 2 P1208 **Bush.** Used in parabolic springs Type C90001 & C90002.
  - 3 C20340 **Spacer Tube.** For spring eye bush in Parabolic springs C90001 and C90002 (will not fit C90003 or C90004).
  - 4 C90003 **Parabolic Spring.** Mono leaf parabolic road spring (current production type).\*
  - 5 C90004 **Parabolic Spring.** Twin leaf parabolic road spring (current production type).\*
  - 6 F0417 **Centre Bolt.** M8 x 40 Spring centre bolt. Bolts the two leaf spring together.
  - 7 C31270 **Clamp Plate.** Used to secure U-Bolts to axle and springs (2 per axle).
  - 8 C00141 **U-Bolt.** Holds the axle and roadsprings together - 4 per axle 120mm long (single leaf springs).
  - 9 C00148 **U-Bolt.** Holds the axle and roadsprings together - 4 per axle 130mm long (Two leaf springs).
  - 10 C70340 **Spring Retainer Bush.** 50mm Used at the flat end of the mono leaf spring to prevent spring movement (where there is no second spring eye present).
  - 11 C70341 **Spring Retainer Bush.** 42mm Used at the flat end of the twin leaf spring to prevent spring movement (where there is no second spring eye present).
  - 12 C80315 **Bump Stop.** Used on all trailers with Parabolic springs from January 1994.
- F0374ZPK **Bolt M12 x 80 Hex High Tensile.** Used to secure the leaf spring through the eye of the bush. Pack Qty 10.
- F0378ZPK **Bolt M12 x 100 Hex High Tensile.** Used to secure the leaf spring through the eye of the bush. Pack Qty 10.
- F1059ZPK **Nut M12 Nyloc.** Used to secure C00141 & C00148 U-Bolts. Pack Qty 10
- \* It is recommended that these springs are changed in axle sets only.**

### OLD TYPE



- 13 P0019 **4 Leaf Spring.** This type of roadspring was used on various models until January 1994.
  - 14 P0020 **5 Leaf Spring.** This type of roadspring was used on various models until January 1994.
  - 15 P0022 **7 Leaf Spring.** This type of roadspring was used on various models until January 1994.
  - 16 C10011 **Shackle Bracket.** Weld on component for trailers with 4,5 or 7 leaf springs.
  - 17 C00145 **U-Bolt.** Holds the axle and roadsprings together - 4 per axle (7 leaf springs Post March 1990).
  - 18 C00146 **U-Bolt.** Holds the axle and roadsprings together - 4 per axle (5 leaf springs Post March 1990).
  - 19 C00147 **U-Bolt.** Holds the axle and roadsprings together - 4 per axle (4 leaf springs Post March 1990).
- F1078ZCPK **Nylon Nut 1/2" UNF.** To fit C00145, C00146 & C00147 U-Bolts. Pack qty 10
- 20 F0418 **Centre Bolt.** 5/16 BSF x 2" Spring centre bolt.
  - 21 F0419 **Centre Bolt.** 5/16 BSF x 2-1/2" Spring centre bolt.
- F0464ZPK **Bolt 5/8 unc x 3 3/4 Hex Head.** Used to secure the 4,5 & 7 leaf spring. Pack Qty 8.
- F1081ZPK **Nut 5/8 unc.** Nylon Pack Qty 10.

### BV64e, P5, P6e, P7e & P8e



- P05915 **Suspension Axle.** 500Kg GVW Rubber suspension axle complete with hubs (100mm PCD) as fitted to P5 models.
- 22 P05920 **Suspension Axle.** 500Kg GVW Rubber suspension axle complete with hubs (100mm PCD) as fitted to P6e & BV64e with 10" tyres.
- 23 P05930 **Suspension Axle.** 750Kg GVW Rubber suspension axle complete with hubs (100mm PCD) as fitted to P6e & P7e with flotation wheels.
- P05940 **Suspension Axle.** 500kg GVW Rubber suspension axle complete with hubs (100mm PCD) as fitted to P6E & P7E with 13" wheels.
- P05945 **Suspension Axle.** 1000kg GVW Rubber suspension axle complete with hubs. (100mm PCD) as fitted to the P8E with 13" and flotation wheels.
- P05931 **Hub Overhaul Kit.** For the full suspension axle fitted to P6e models (1997 onwards) P5, P7E & P8E overhauls one hub. Complete with bearing, seal, clip, hub cap and axle end nut.
- 24 P05931/HUB **Hub.** For the full suspension axle fitted to P6e models (1997 onwards), P5, P7E & P8E.
- 25 P05931/BE **Bearing.** For the full suspension axle fitted to P6e models (1997 onwards), P5, P7E & P8E.
- 26 P05931/C **Circlip.** For the full suspension axle fitted to P6e models (1997 onwards). Also fitted to P5, P7E & P8E.
- 27 P05931/S **Seal.** For the full suspension axle fitted to P6e models. 56mm OD x 44mm ID x 5mm.
- 28 P05931/S2 **Seal.** For the full suspension axle fitted to P6e models. 64mm OD x 44mm ID x 5mm. Also fitted to P5, P7E & P8E.
- 29 P05931/AN **Axle End Nut.** For the full suspension axle fitted to P6e models (1997 onwards). Also fitted to P5, P7E & P8E.
- 30 P05931/HC **Hub Cap.** For the full suspension axle fitted to P6e models. Fits 52mm hole.
- 31 P05931/HC2 **Hub Cap.** For the full suspension axle fitted to P6e models. Fits 64mm hole. P5, P7E & P8E.



		Load/Speed Indices
1	P0815T Tyre. 145R10C 8pr Avon.	84/82N
	P0879T Tyre. 175/75R16.	104N
	P0817T Tyre. 155R13.	78S
2	P0888T Tyre. 650/16 10pr.	108/107P or N
3	P0841T Tyre. 165R13C 8pr.	96N (FRT)
4	P0878T Tyre. 155/70R12C 'Max Miller'.	104/101N
5	P0875T Tyre. 185/60R12 GT.	104/101N
	P0873 Tyre. 195/50R13 'Max-Miller'.	104/101N
	P0876T Tyre. 195/55 R10 TL 10PR.	98N
	P0889T Tyre. 195/60 R12.	104N
	P0849SV <b>Steel Bodied Valve.</b> Used for 195/50R13, 185/60R12, 195/60R12, 155/60R12 & 195/55R10TL	
6	KX0835 <b>Wheel Trim Set.</b> To fit 13" wheels, supplied in a set of 4. Style of trim may vary from illustration.	
7	P1256 <b>Wheel Brace.</b> Supplied with all current horseboxes.	
8	B0019 <b>Wheel Nut Wrench.</b> 4 headed wrench sizes 17, 19, 21 and 22.	

9	F1830ZPK <b>Wheel Bolt.</b> M12 x 1.5mm pitch 30mm long, 19mm A/F head. Pack of 4
10	F1835ZPK <b>Wheel Bolt.</b> M14 x 1.5mm pitch 27mm long, 19mm A/F head. Pack of 5
11	KX9802 <b>Locking Wheel Bolt Kit.</b> M12 x 1.5 pitch with uniquely coded adapter and spider wheel wrench.
	B0054 <b>Trailer-Aid Ramp - Black.</b> Simplifies wheel changing on twin axle trailers.
12	B0055 <b>Trailer-Aid Ramp - Yellow.</b> Simplifies wheel changing on twin axle trailers.
13	B0013 <b>Wheel Chocks.</b> Pair of basic black plastic wheel chocks. Holder not supplied.
14	KX0240 <b>Wheel Chocks.</b> Pair of lightweight wheel chocks with snap fit holder for fixing to trailer.

To order see pages 4&5 for distributor details or call 0845 4082 505. Prices available on separate Spares Pricelist



1	P0815	Wheel Assembly. 145R10 8PR VAN.	84/82N
2	P0841	Wheel Assembly. 165R13C 8PR.	96N (FRT)
3	P0845	Wheel Assembly. 145R10 /HG58 68S. Used for P6E with suspension units fitted.	
4	P0835	Wheel Assembly. 145/80B10 Used on the P5, P6E, BV64E & the Unbraked Eurolight range. 74N.	
	P0851	Wheel Assembly. 185/70R13.	106/104N
	P0852	Wheel Assembly. 155R13.	78S/T
	P0853	Wheel Assembly. 175R13.	86S/T
5	P0867	Wheel Assembly. Flotation tyre 100mm PCD 77M as used on P6E, P7E & P8E.	
6	P0868	Wheel Assembly. Flotation tyre mounted on 100mm / 4 inch PCD Wheel centre for P6E with suspension units fitted.	
7	P0872	Wheel Assembly. 195/50R13C 8PR.	104/101N
8	P0878	Wheel Assembly. 155/70R12 155/70R12C MAX-MILER.	104/101N
	P0879	Wheel Assembly. 175/75R16C Max-Miler.	
9	P0875	Wheel Assembly. 185/60R12 (GT).	104/101N
10	P0876	Wheel Assembly. 195/55R10C 98N. Used on the GH range of trailers.	
11	P0877	Wheel Assembly. 155/70R12C 100J 5.5 x 12 as used on the CT115, CT136 & CT177.	104N
12	P0888	Wheel Assembly. 6.50R16 10PR LT.	
13	P08891	Wheel Assembly. 195/60R12C 6J 104N.	


	P0833	Wheel Assembly. 145/70/R13 - 84N. Fitted to the LT range. 84N	
	P0834	Wheel Assembly. 145/70R13 camac, fitted to the P6E, P7E & P8E. 78N.	78N
14	P0804	Wheel Centre. 3.5 x 10 HG217 H/Duty. To suit P0815 145R10 8PR VAN	
15	P0805	Wheel Centre. 4-1/2 J-13 HG601, Styled. To suit P0841 165R13 & P0833 145/70/R13 - 84N.	
16	P0808	Wheel Centre. 500F x 16in. To suit P0879 175/75R16 & P0888 6.50R16	
17	P0810	Wheel Centre. 3.50 x 10 Vlukon for P6E with suspension units fitted.	
18	P0812	Wheel Centre. 6.00 x 10 Vlukon for flotation tyres, used for P6E with suspension units fitted.	
19	P0820	Wheel Centre. 6J-13 H2 5ST. To suit P0872 195/50R13C.	
	P0878C	Wheel Centre. To suit 155/70R12C MAX-MILER.	
20	P0865	Wheel Centre. 6.00 x 10 100mm PCD for P7E & P6E with flotation tyres and a one piece axle.	
21	P0875C	Wheel Centre. 5.50 x 12" 5/6.5" Silver. To fit 185/60R12, 195/60R12 and P0877 Car Transporter wheel assemblies.	
	P08891C	Wheel Centre. To suit 195/60R12 6J.	
	P0876C	Wheel Centre. 6.00 x 10" 4/5.5" Silver. To suit 195/55R10C.	
22	P0864	Wheel Centre. 3.5 x 10 100mm PCD For P6E with one piece axle fitted.	
23	P0841AL	Alloy Wheel. With 165R13 tyre fitted, suitable for the HB401, HB403, HB505, HB506, HB510 & HB511. Priced individually.	
	P0841ALCC	Alloy Wheel Centre Cap.	





### SPARE WHEEL BRACKETS

- 1 **AS0013** **General Purpose Spare Wheel Bracket.** Used on older livestock and Box van trailers.
- AS5026** **Spare Wheel Bracket.** Used on the TT85G.
- 2 **AS5100** **Spare Wheel Bracket.** Used on the older GD range and the current TT105G & TT126G.
- AS5106** **Spare Wheel Bracket.** As fitted to front of P6e & P7e models with flotation tyres.
- AS5107** **Spare Wheel Bracket.** As fitted to front of P5, P6 & P7e models with 10" or 13" roadwheels.
- 3 **AS5539** **Spare Wheel Bracket.** Offset spare wheel bracket for LT/LM models which have a winch fitted over the standard spare wheel position.
- C00371** **Spare Wheel Bracket.** Spare wheel support bracket for the GX trailer range.
- 4 **C10770** **Spare Wheel Bracket.** Compatible with 13" & 16" wheels. Used on the current Boxvan, GD range, TA5G, TA510G, HB510XL & HB610.
- C12223** **Spare Wheel Bracket.** Drawbar mounted, used on the current DP range.
- 5 **KX4949** **Spare Wheel Bracket.** Chassis mounted, used on the current DP range.
- 6 **KX9978** **Spare Wheel Bracket.** Used on the HB401, HB505 & HB510.



### SPARE WHEEL BRACKET FITTINGS

- C04237** **Lower Support Bracket.** Used on the current TA5G, TA510G, HB510XL & HB610.
- C09803** **Studding.** M16 x 165mm.
- C09804** **Studding.** M16 x 115mm.
- C11272** **Spare Wheel Clamp.** Used to secure spare wheel bracket to trailer side channels (also required: M12 setscrew).
- 7 **C15841** **Spare Wheel Clamp.** Used with studding to secure spare wheel.
- F1067ZPK** **Nut M16 Hex.** Compatible with studding. Pack Qty 10.
- 8 **KX0795** **Lockable Spare Wheel Carrier.** Used on the HB403, HB506 & HB511. Allows a padlock to be fitted (not included).
- 9 **P0885-SVR** **Spare Wheel Cover.** Silver rigid cover printed with the Ifor Williams logo. Suitable for the complete Horsebox range.

### SPARE WHEEL KITS

#### Wheel assembly & bracket included

- KX0243** **Spare Wheel Kit.** CT136 & CT115.
- KX35312** **Spare Wheel Kit.** GH94 (195/55R10TL).
- KX35318** **Spare Wheel Kit.** GH94BT (165R13).
- KX35319** **Spare Wheel Kit.** GH94+3 (195/55R10TL).
- KX35320** **Spare Wheel Kit.** GH1054BT (185/70R13).



To order see pages 4&5 for distributor details or call 0845 4082 505. Prices available on separate Spares Pricelist

To order see pages 4&5 for distributor details or call 0845 4082 505. Prices available on separate Spares Pricelist



- 1 CP00321 **Mudguard Twin Arch Section.** Used on the HB403, HB506 & HB511. (1 pair)
- 2 CP00322 **Mudguard Inner Section.** Used on the HB403, HB506 & HB511. (1 pair)
- 3 C71730 **Mudguard Single.** Used on the CT115, CT136 & CT136SA, P5E & P6E with 10" wheels fitted. (1 pair)
- 4 C71733 **Mudguard Single.** Used on the Eurolight range and The P6E, P7E & P8E with 13" wheels. (1 pair)
- 5 P0605 **Mudguard Single.** Used on the P6E, P7E & P8E with wheels fitted. (1 pair)
- 6 P0608 **Mudguard Single.** Used on the TT126G. (1 pair)
- 7 P0610 **Mudguard Single.** Used on the TA5G 12', TA5G 12' - 4ft h'room, TA510G 12' & TA510G 14', HB510XL 10' GD 4 & 5 with 16" wheels. (1 pair)
- 8 P0612 **Mudguard Tandem.** Length 1500mm. Used on the BV85G, BV105G & BV125G, GD84 & 85 Twin axle with 13" wheels, TA5G 8' & TA5G 8' 4ft h'room. (1 pair)
- P0613 **Mudguard Tandem.** Length 1540mm. Used on the GP 6, TT105G, TA5G 10' & TA5G 10' 4ft h'room, BV106G & BV126G 12" & 13" wheels GD105, GD125, GD106 & GD126. (1 pair)
- P0614 **Tandem Mudguard.** Length 1750mm. Used on the TA5G 10' with 16" Wheels & TA510G 10', GD105 & GD125 with 16" wheels, BV106 & BV126 with 16" wheels, HB510XL & HB610. (1 pair)
- P0619 **Tandem Mudguard.** Length 1500mm. Used on the HB401, HB505 & HB510. (1 pair)
- P0621 **Tri-Axle Mudguard.** Used on the TA510G 14' Tri-Axle. (1 pair)
- 9 C70597 **Mudflap.** Used on the GX84, GX106N & GX125 (Sold individually)
- C70595 **Mudflap.** Used on the GX106 & GX126 (Sold individually)
- KS3990 **Mudflap Kit.** For TT85G Models, includes hinges & fixing kit.
- 10 KX0826 **Mudflap Kit.** For HB403, HB506 & HB511 models.
- 11 C80370 **Mudflap.** For the GH & GP models. Sold individually.
- 12 C80737 **Mudflap.** For the LT/LM/CT models with IWT logo Sold individually
- 13 C00473 **Mudguard Bracket.** Centre for Tandem mudguards
- 14 C00476 **Mudguard Bracket.** Front and rear for Tandem Mudguards with 13" wheels fitted.
- 15 C00477 **Mudguard Bracket.** Front and rear for Tandem Mudguards with 16" wheels fitted.
- 16 C14244 **Mudguard Inspection Step.** Fitted between the Single mudguards on livestock trailers.



# Couplings & Trailer Support

Couplings for braked & unbraked trailers • Jockey wheels • Propstands




Contents	Page
Unbraked Couplings including Dedicated Coupling Locks, up to 750kg GVW	46
Knott KF13 & KF13E Hydraulically Damped Overrun Couplings 750-1400kg GVW	47
Knott KFG27 Hydraulically Damped Overrun Couplings 1400-2700kg GVW	48
Knott KFG35 Hydraulically Damped Overrun Couplings 2700-3500kg GVW	49
Knott KRV20, KF20 & KFG20 Hydraulically Damped Overrun Couplings 1100-2000kg GVW	50
Al-Ko 251s Coupling Hydraulically Damped Overrun Couplings 1500-2600kg GVW	51
Bradley Couplings	52
Propstands (tubular), Jockey Wheels, Jockey Spares, Clamps and Brackets	53
Bolt on Propstands and Spigots for the LT/LM, Beavertail or Tilt-Bed Trailer ranges	54



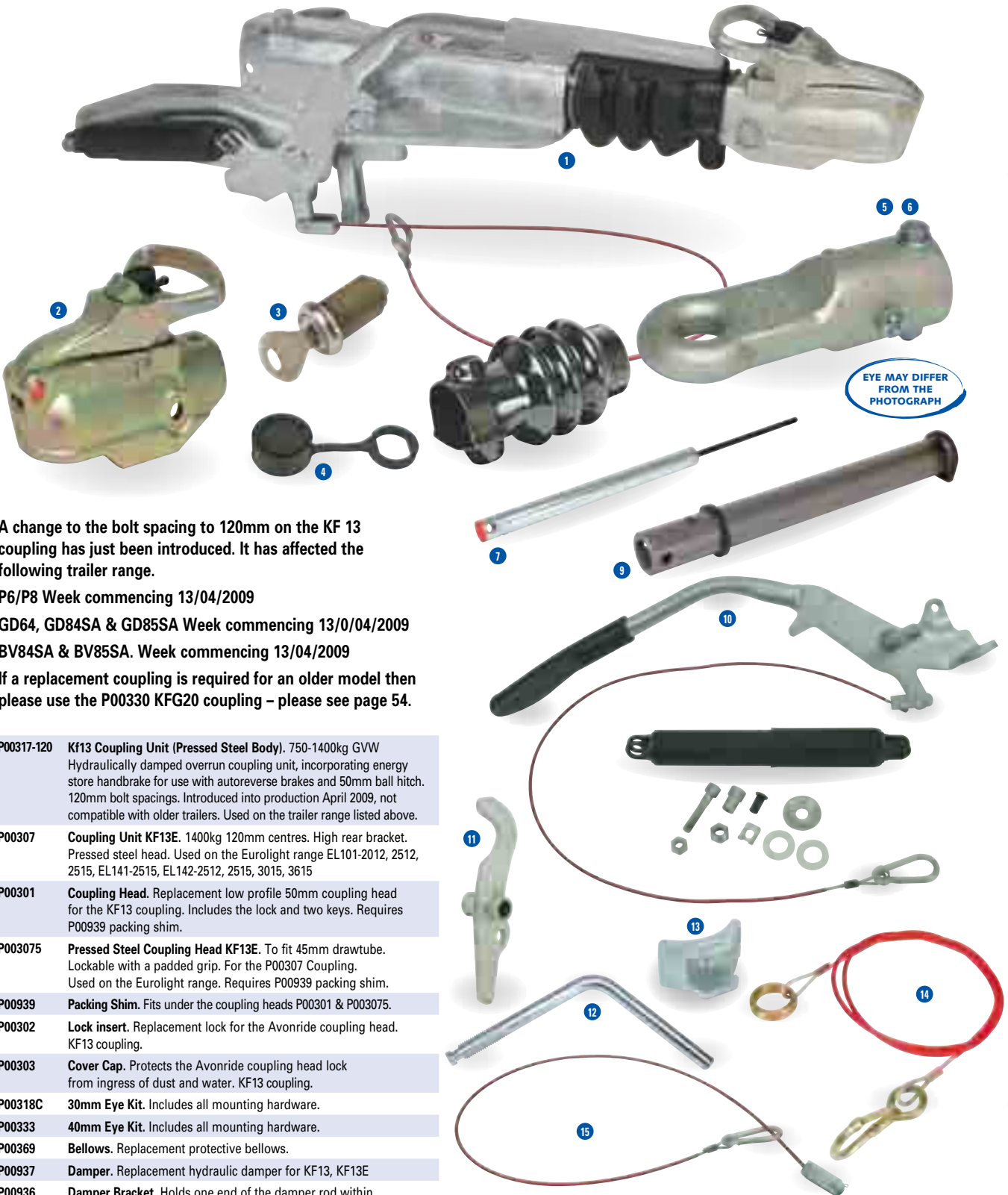
To order see pages 4&5 for distributor details or call 0845 4082 505. Prices available on separate Spares Pricelist

P00280	<b>Unbraked Coupling Assembly KZE 7.5.110 – 120mm centres.</b> High rear bracket. Pressed steel head Used on the unbraked Eurolight range.
P00355LDB	<b>Coupling/Drawbar.</b> Swan neck style drawbar and coupling head. Used on the P5 Range.
P00355DB	<b>Coupling/Drawbar.</b> Swan neck style drawbar and coupling head used on the BV64E & P6E Range.
P00355DB2	<b>Coupling/Drawbar.</b> Swan neck style drawbar and coupling head used on the P7E Range.
P00355DB3	<b>Coupling/Drawbar.</b> Swan Neck style drawbar and coupling head used on the P8E
1 P00355	<b>Coupling Head.</b> 750kg GVW, 50mm ball pressed steel head. Fitted to the P5, P6E, P7E and unbraked Eurolight.
2 P0150	<b>Coupling Head.</b> 750kg 50mm ball, cast iron coupling head. Used on older P6E drawbars.
3 P00354*	<b>Slider lock.</b> Fits within the sliding bolt aperture on the P00355 head to prevent operation of the handle, can also be used when coupled to car.
P00355SC	<b>Secondary Coupling Cable.</b> Used with P00355 unbraked coupling head.

\* Visual deterrent only



P6e with tailboard and 145/70R13 tyres.



EYE MAY DIFFER FROM THE PHOTOGRAPH

A change to the bolt spacing to 120mm on the KF 13 coupling has just been introduced. It has affected the following trailer range.

P6/P8 Week commencing 13/04/2009

GD64, GD84SA & GD85SA Week commencing 13/0/04/2009

BV84SA & BV85SA. Week commencing 13/04/2009

If a replacement coupling is required for an older model then please use the P00330 KFG20 coupling – please see page 54.

- 1 P00317-120 **Kf13 Coupling Unit (Pressed Steel Body).** 750-1400kg GVW Hydraulically damped overrun coupling unit, incorporating energy store handbrake for use with autoreverse brakes and 50mm ball hitch. 120mm bolt spacings. Introduced into production April 2009, not compatible with older trailers. Used on the trailer range listed above.
- P00307 **Coupling Unit KF13E.** 1400kg 120mm centres. High rear bracket. Pressed steel head. Used on the Eurolight range EL101-2012, 2512, 2515, EL141-2515, EL142-2512, 2515, 3015, 3615
- 2 P00301 **Coupling Head.** Replacement low profile 50mm coupling head for the KF13 coupling. Includes the lock and two keys. Requires P00939 packing shim.
- P003075 **Pressed Steel Coupling Head KF13E.** To fit 45mm drawtube. Lockable with a padded grip. For the P00307 Coupling. Used on the Eurolight range. Requires P00939 packing shim.
- P00939 **Packing Shim.** Fits under the coupling heads P00301 & P003075.
- 3 P00302 **Lock insert.** Replacement lock for the Avonride coupling head. KF13 coupling.
- 4 P00303 **Cover Cap.** Protects the Avonride coupling head lock from ingress of dust and water. KF13 coupling.
- 5 P00318C **30mm Eye Kit.** Includes all mounting hardware.
- 6 P00333 **40mm Eye Kit.** Includes all mounting hardware.
- P00369 **Bellows.** Replacement protective bellows.
- 7 P00937 **Damper.** Replacement hydraulic damper for KF13, KF13E
- 8 P00936 **Damper Bracket.** Holds one end of the damper rod within the body of the coupling.
- 9 P00938 **Drawtube.** Includes stop ring.
- 10 P00931 **Powered Handbrake Upgrade Kit.** Complete with oil-damped spring pack, handbrake lever and all mounting hardware etc.
- P00929 **Oil Damped Spring Pack.**
- P00928 **Hand Brake Lever Assembly.**
- 11 P00940 **Overrun Lever.** Fitted to the rear of the coupling unit, this lever creates the pull on the brake rod.

- 12 P00363 **Clamp Handle.** Short jockey wheel clamp handle.
- 13 P00399 **Retainer Pad.** Fits within the recess in the overrun unit to securely clamp the jockey wheel.
- 14 P00387 **Breakaway Cable Spring Ring Type.** It is recommended that you carry a spare breakaway cable whenever you tow.
- 15 P00899 **Breakaway Cable Clevis Type.** For more recent knott couplings having this type of cable fitted originally.

To order see pages 4&5 for distributor details or call 0845 4082 505. Prices available on separate Spares Pricelist

To order see pages 4&5 for distributor details or call 0845 4082 505. Prices available on separate Spares Pricelist



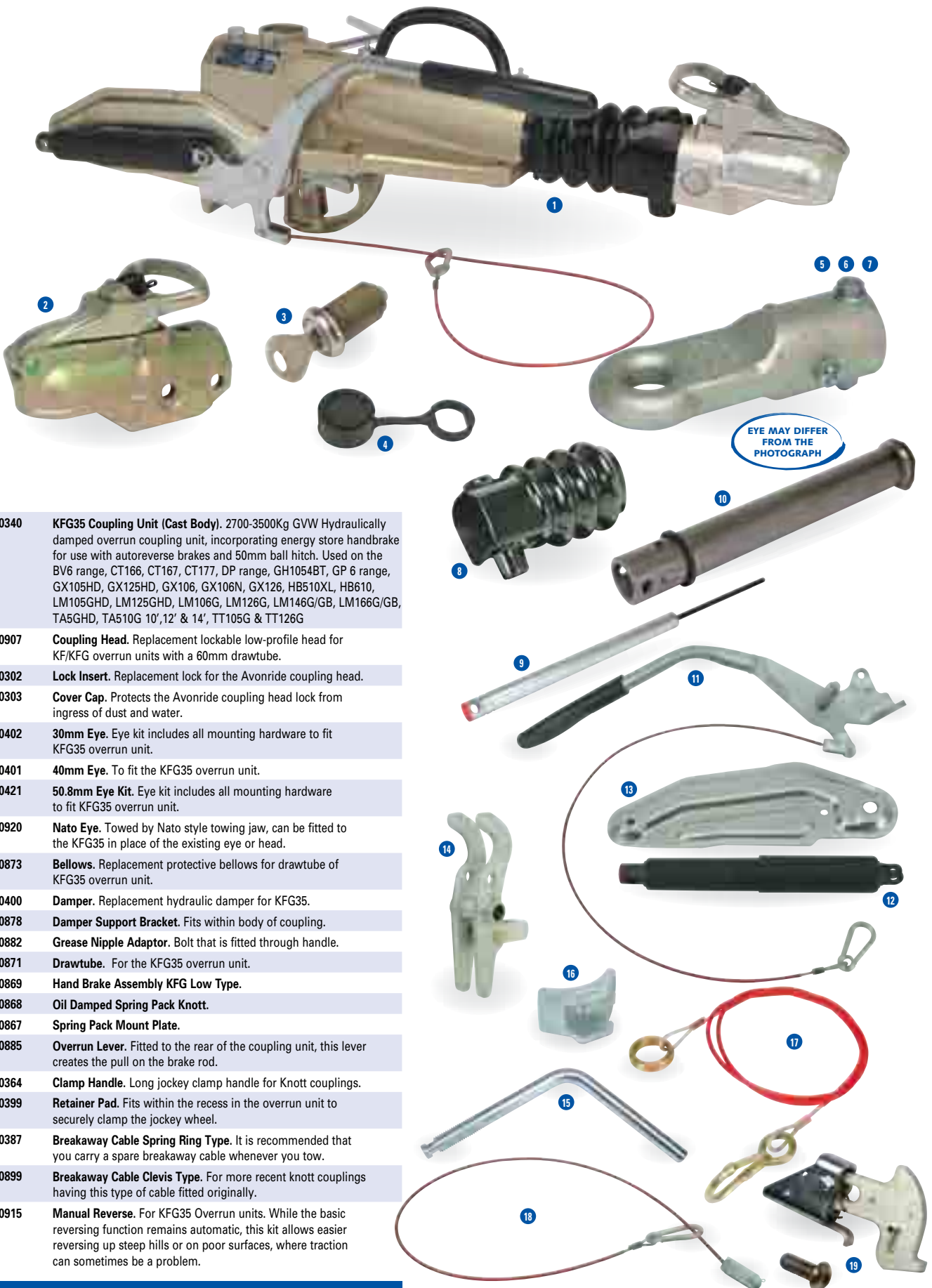
EYE MAY DIFFER FROM THE PHOTOGRAPH

- 1 P00335 KFG27 Coupling Unit (Cast Body).** 1400-2700kg GVW Hydraulically damped overrun coupling unit, incorporating energy store handbrake for use with autoreverse brakes and 50mm ball hitch. Used on the BV84TA, BV85G, GD84TA, GD5, GD6, GH94, GH94+3, GH94BT, GX84, GX85, GX105, HB505, HB510, LM85G, LM105G, LM125G, LT range (pre April 2008), TA5G 8', 10' & 12', & TT85G.
- P00335-120HB KFG27 Coupling Unit.120mm bolt spacing.** Fitted to the HB506, HB511 & the LT range from April 2008 onwards and to the current GD64 & GD84 single axle trailers and the TA5G 12' x 4' headroom.
- 2 P00301 Coupling Head.** Replacement lockable low-profile head for KF/KFG overrun units with a 50mm drawtube.
- 3 P00302 Lock Insert.** Replacement lock for the Avonride coupling head.
- 4 P00303 Cover Cap.** Protects the Avonride coupling head lock from ingress of dust and water.
- 5 P00404 30mm Eye.** Eye kit includes all mounting hardware to fit KFG27 overrun unit.
- 6 P00339 40mm Eye.** Eye kit includes all mounting hardware to fit KFG27 overrun unit.
- P00420 50.8mm Eye Kit.** Eye kit includes all mounting hardware to fit KFG27 overrun unit.
- 7 P00376A Nato Eye.** Eye kit includes all mounting hardware to fit KFG27 overrun unit.
- 8 P00369 Bellows.** Replacement protective bellows for drawtube of KF27 (Pressed steel body).
- 9 P00417 Bellows.** Replacement protective bellows for drawtube of KFG27 overrun unit (Cast body).
- 10 P00374 Damper.** Replacement hydraulic damper for KFG27.
- P00878 Damper Support Bracket.** Fits within body of coupling.
- P00882 Grease nipple adaptor.** Bolt that is fitted through handle.
- 11 P00408 Drawtube.** 50 x 10 DIN2391.
- 12 P00869 Hand Brake Assembly KFG Low Type.**
- 13 P00868 Oil Damped Spring Pack Knott.** Oil - damped unit only, as fitted to later or upgraded units.
- 14 P00867 Spring Pack Mount Plate.**
- 15 P00413 Overrun Lever.** Fitted to the rear of the coupling unit, this lever creates the pull on the brake rod.
- 16 P00363 Clamp Handle.** Short jockey clamp handle for Knott couplings.
- 17 P00399 Retainer pad.** Fits within the recess in the overrun unit to securely clamp the jockey wheel.
- 18 P00387 Breakaway Cable Spring Ring Type.** It is recommended that you carry a spare breakaway cable whenever you tow.
- 19 P00899 Breakaway Cable Clevis Type.** For more recent knott couplings having this type of cable fitted originally.



**20 P00915 Manual Reverse Kit.** While the basic reversing function remains automatic, this kit allows easier reversing up steep hills or on poor surfaces, where traction can sometimes be a problem. Please note Can only be fitted to the KFG27 coupling manufactured from late 2005 that has slot fitted as standard.






- 1 P00340 KFG35 Coupling Unit (Cast Body).** 2700-3500Kg GVW Hydraulically damped overrun coupling unit, incorporating energy store handbrake for use with autoreverse brakes and 50mm ball hitch. Used on the BV6 range, CT166, CT167, CT177, DP range, GH1054BT, GP 6 range, GX105HD, GX125HD, GX106, GX106N, GX126, HB510XL, HB610, LM105GHD, LM125GHD, LM106G, LM126G, LM146G/GB, LM166G/GB, TA5GHD, TA510G 10', 12' & 14', TT105G & TT126G
- 2 P00907 Coupling Head.** Replacement lockable low-profile head for KF/KFG overrun units with a 60mm drawtube.
- 3 P00302 Lock Insert.** Replacement lock for the Avonride coupling head.
- 4 P00303 Cover Cap.** Protects the Avonride coupling head lock from ingress of dust and water.
- 5 P00402 30mm Eye.** Eye kit includes all mounting hardware to fit KFG35 overrun unit.
- 6 P00401 40mm Eye.** To fit the KFG35 overrun unit.  
**P00421 50.8mm Eye Kit.** Eye kit includes all mounting hardware to fit KFG35 overrun unit.
- 7 P00920 Nato Eye.** Towed by Nato style towing jaw, can be fitted to the KFG35 in place of the existing eye or head.
- 8 P00873 Bellows.** Replacement protective bellows for drawtube of KFG35 overrun unit.
- 9 P00400 Damper.** Replacement hydraulic damper for KFG35.  
**P00878 Damper Support Bracket.** Fits within body of coupling.  
**P00882 Grease Nipple Adaptor.** Bolt that is fitted through handle.
- 10 P00871 Drawtube.** For the KFG35 overrun unit.
- 11 P00869 Hand Brake Assembly KFG Low Type.**
- 12 P00868 Oil Damped Spring Pack Knott.**
- 13 P00867 Spring Pack Mount Plate.**
- 14 P00885 Overrun Lever.** Fitted to the rear of the coupling unit, this lever creates the pull on the brake rod.
- 15 P00364 Clamp Handle.** Long jockey clamp handle for Knott couplings.
- 16 P00399 Retainer Pad.** Fits within the recess in the overrun unit to securely clamp the jockey wheel.
- 17 P00387 Breakaway Cable Spring Ring Type.** It is recommended that you carry a spare breakaway cable whenever you tow.
- 18 P00899 Breakaway Cable Clevis Type.** For more recent knott couplings having this type of cable fitted originally.
- 19 P00915 Manual Reverse.** For KFG35 Overrun units. While the basic reversing function remains automatic, this kit allows easier reversing up steep hills or on poor surfaces, where traction can sometimes be a problem.

EYE MAY DIFFER FROM THE PHOTOGRAPH

To order see pages 4&5 for distributor details or call 0845 4082 505. Prices available on separate Spares Pricelist

To order see pages 4&5 for distributor details or call 0845 4082 505. Prices available on separate Spares Pricelist



**P00308 Coupling Unit KF20A.** 120mm centres. Lockable pressed steel head. High rear bracket. Used on the Eurolight range EX202-2515, 3015 & 3615.

**1 P00320 KRV20 Coupling Unit (Pressed Steel Body) For 100Mm Square Tube Drawbars.** 1100-2000Kg GVW Hydraulically damped overrun coupling unit, incorporating energy store handbrake for use with autoreverse brakes and 50mm ball hitch. Used on the HB401 & HB403.

**P00330 Coupling Unit KFG20.** Weight range 1100 – 1200kg. 50mm lockable low profile coupling head. Used on the GH64 and as a replacement coupling for the KF13 (pre April 2008).

**2 P00301 Coupling Head.** Replacement lockable low-profile head for the KFG20 & KRV20 couplings.

**P003085 Coupling Head.** Replacement head for the KF20 coupling.

**3 P00302 Lock insert.** Replacement lock for the Avonride coupling head. Used on the Avonride head fitted to the KFG20 & KRV20 coupling units.

**4 P00303 Cover Cap.** Protects the Avonride coupling head lock from ingress of dust and water. Used on the Avonride head fitted to the KFG20 & KRV20 coupling units.

**5 P00318C 30mm Eye Kit.** Includes all mounting hardware.

**6 P00333 40mm Eye Kit.** Includes all mounting hardware.

**7 P00369 Bellows.** Replacement protective bellows.

**8 P00373 Damper.** Replacement hydraulic damper.

**P00936 Damper Bracket.** Holds one end of the damper within the body of the coupling unit.

**9 P00938 Drawtube.**

**10 P00413 Overrun Lever.** Fitted to the rear of the coupling unit, this lever creates the pull on the brake rod.

**11 P00868 Spring Pack.** Oil damped unit only, as fitted to later or upgraded units. Used on the KFG20 coupling unit.

**P00929 Spring Pack.** Oil damped spring pack unit only. Used on the KF20 & KRV20 coupling units.

**12 P00869 Hand Brake Assembly.** KFG low type. Used on the KFG20 coupling.

**P00928 Hand Brake Assembly.**

**13 P00363 Clamp Handle.** Jockey clamp handle.

**14 P00399 Retainer Pad.** Fits within the recess in the overrun unit to securely clamp the jockey wheel.

**15 P00387 Breakaway Cable Spring Ring Type.** It is recommended that you carry a spare breakaway cable whenever you tow.


**16 P00899 Breakaway Cable Clevis Type.** For more recent knott couplings having this type of cable fitted originally.



EYE MAY DIFFER FROM THE PHOTOGRAPH

251S

Used on the  
HB505 up to  
September 1992



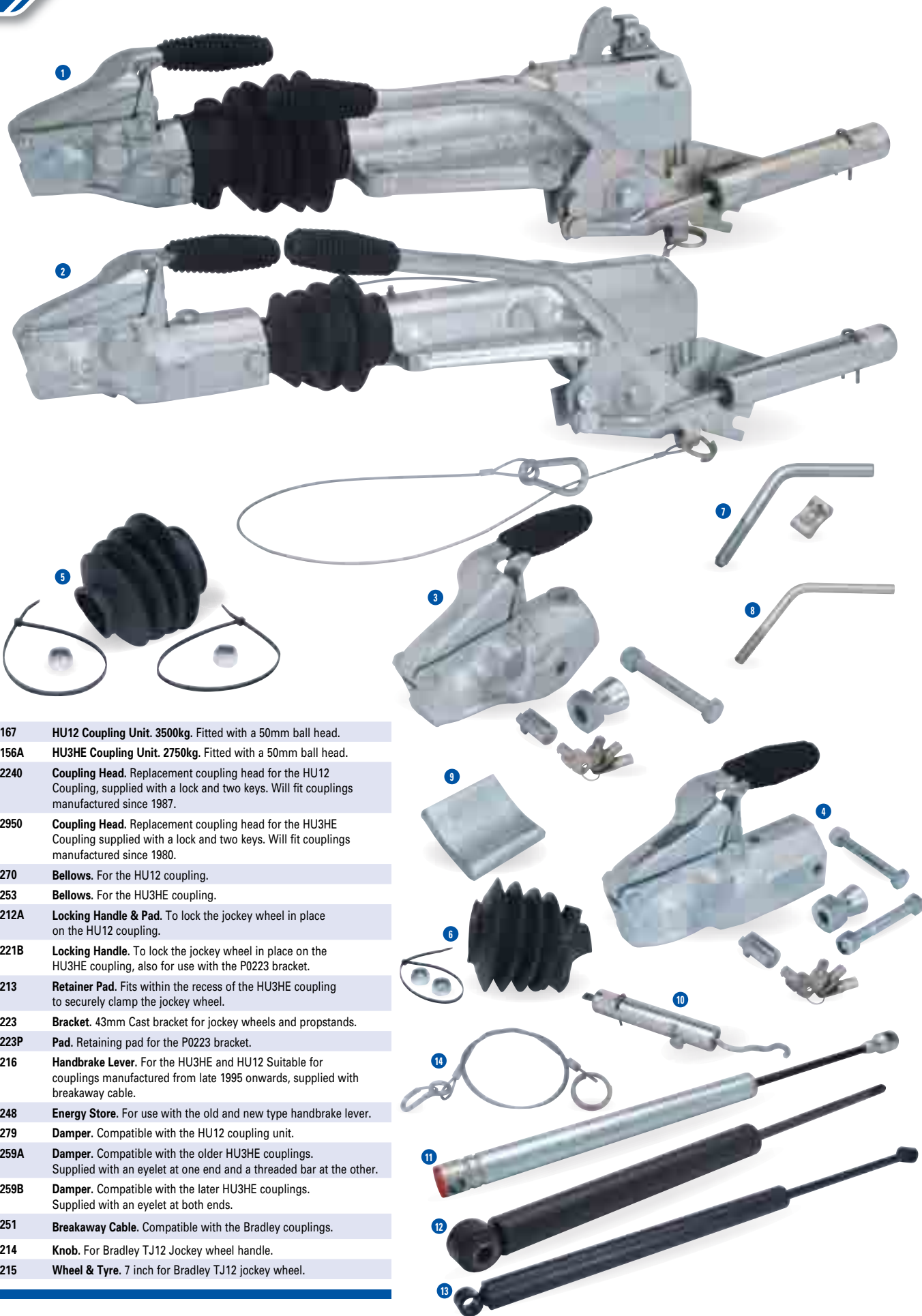
- 1 P0515 251S Coupling Unit. 1500-2600Kg GVW Hydraulically damped overrun coupling unit, incorporating gas sprung handbrake for use with autoreverse brakes and 50mm ball.
  - 2 P0549 Jockey Bracket. Type 295-191 this is used on the 251s overrun unit.
  - 3 P0549H Clamp Handle. For the 295-191 Bracket.
  - 4 P0549P Pad. Fits within the recess in the 295-191 Bracket to clamp against the jockey wheel tube.
  - 5 P0542 Damper. Old Type. (325mm Centres).
  - 6 P0542A Damper. New Type. (505mm Centres).
  - 7 P0528 Head. Replacement coupling head for 251's overrun unit.
  - 8 P0551 Bellows. For the 251s overrun unit.
  - 9 P0545 Brake Lever. For the 251s overrun unit.
  - 10 P0548 Outer Clamp. Outer part of Jockey wheel clamp on 251s overrun unit.
  - 11 P00387 Breakaway Cable. It is recommended that you carry a spare breakaway cable whenever you tow.
- P0521 Lock. Al-ko barrel lock.
- P0554 Knob. For the Al-ko jockey wheel head.



To order see pages 4&5 for distributor details or call 0845 4082 505. Prices available on separate Spares Pricelist




To order see pages 4&5 for distributor details or call 0845 4082 505. Prices available on separate Spares Pricelist



- 1 P0167 HU12 Coupling Unit. 3500kg.** Fitted with a 50mm ball head.
- 2 P0156A HU3HE Coupling Unit. 2750kg.** Fitted with a 50mm ball head.
- 3 P02240 Coupling Head.** Replacement coupling head for the HU12 Coupling, supplied with a lock and two keys. Will fit couplings manufactured since 1987.
- 4 P02950 Coupling Head.** Replacement coupling head for the HU3HE Coupling supplied with a lock and two keys. Will fit couplings manufactured since 1980.
- 5 P0270 Bellows.** For the HU12 coupling.
- 6 P0253 Bellows.** For the HU3HE coupling.
- 7 P0212A Locking Handle & Pad.** To lock the jockey wheel in place on the HU12 coupling.
- 8 P0221B Locking Handle.** To lock the jockey wheel in place on the HU3HE coupling, also for use with the P0223 bracket.
- 9 P0213 Retainer Pad.** Fits within the recess of the HU3HE coupling to securely clamp the jockey wheel.
- P0223 Bracket.** 43mm Cast bracket for jockey wheels and propstands.
- P0223P Pad.** Retaining pad for the P0223 bracket.
- P0216 Handbrake Lever.** For the HU3HE and HU12 Suitable for couplings manufactured from late 1995 onwards, supplied with breakaway cable.
- 10 P0248 Energy Store.** For use with the old and new type handbrake lever.
- 11 P0279 Damper.** Compatible with the HU12 coupling unit.
- 12 P0259A Damper.** Compatible with the older HU3HE couplings. Supplied with an eyelet at one end and a threaded bar at the other.
- 13 P0259B Damper.** Compatible with the later HU3HE couplings. Supplied with an eyelet at both ends.
- 14 P0251 Breakaway Cable.** Compatible with the Bradley couplings.
- P0214 Knob.** For Bradley TJ12 Jockey wheel handle.
- P0215 Wheel & Tyre.** 7 inch for Bradley TJ12 jockey wheel.



- 1 **P0475** **Jockey Wheel 48mm.** Heavy duty ribbed shaft design and heavy duty tyre. Suits the Bradley HU12, Knott KFG35 couplings or the P0209 clamp.
- 2 **P0475H** **Jockey Wheel 48mm.** Heavy duty version with extended slimline handle for extra clearance against winch brackets. Fitted with the P04751 tyre.
- 3 **P0474** **Jockey Wheel 48mm.** Medium duty smooth stem design, suits the Knott KF13, KF13E, KF20, KFG20, KRV20 KFG27 & Alko P0515 couplings.
- 4 **P0476** **Jockey wheel 42mm.** Standard duty smooth stem design, suits the Bradley HU3H & HU3HE couplings.
- 5 **P0567** **Jockey Wheel 35mm.** Suits the P00280 Unbraked Eurolight coupling and the P5, P6E, P7E, P8E & BV64E when the front propstand is removed.



- 6 **KX0230** **Propstand Kit.** Pair of propstands for Maxi-plant trailers.
- 6 **KX0221** **Propstand Kit.** Pair of propstands for the GD range.
- 7 **KX0222** **Propstand Kit.** Pair of propstands for the HB401, HB505 & HB510.
- KX0224** **Propstand Kit.** Pair of propstands for the BV4 & BV5 range.
- KX0225** **Propstand Kit.** Pair of propstands for the P5, P6E, P7E & P8E range.
- KX0232** **Propstand Kit.** Pair of propstands for HB510XL.
- KX0233** **Propstand Kit.** Pair of propstands for the HB403, HB506 & HB511.



- 8 **P04741** **Wheel.** Wheel and tyre 52mm wide x 200mm diameter. Suits P0474 & P0476 Jockey wheels.
- 9 **P04743** **R Clip.** Includes chain, as fitted to P0474, P0475 & P0476.
- 10 **P04744** **Axle Tube.** Fits items 3 & 4.
- 11 **P04745** **Thrust Bearing Unit.** Fits between inner and outer stem of P0475, P0475H, P0474 & P0476 Jockey wheels.
- 12 **P04751** **Wheel.** Wheel and tyre 75mm wide x 235mm diameter. Suits the older P0475 Jockey wheels and P0475H Jockey wheels.
- 13 **P04752** **Wheel.** Wheel and tyre 60mm wide x 210mm diameter. Suits the current P0475 Jockey wheel.
- 14 **P04754** **Jockey Wheel Axle.** For the wide tyre fitted to heavy duty ribbed jockey wheels.
- P0214** **Knob.** For Bradley TJ12 Jockey wheels (originally supplied with the CU and HU series couplings).
- P0215** **Wheel.** Wheel and tyre for the Bradley TJ12 jockey wheel.
- 15 **P0209** **Clamp Bracket.** Complete clamp bracket for all our ribbed heavy duty jockey wheels & propstands.
- P0209SP** **Split Pin.** Fitted through top of heavy duty prop stand.
- P0209H** **Handle.** For heavy duty prop stand clamp.
- P0209N2** **Nut M16.** (Clamp nut used in the P0209 bracket).
- P0221** **Propstand Bracket.** Mounting bracket for 35mm propstand or jockey wheel, requires pad and handle to complete.
- P0221P** **Retainer Pad.** Fits within the recess of the P0221 bracket.
- P0221H** **Clamp Handle.** M12 for metric propstand clamps.
- P0223** **Jockey Bracket.** P200 bracket for fitting 42mm diameter jockey wheels or propstand tubes.
- P0223P** **Pad.** For bracket P0223.
- P0221B** **Clamp Handle.** 1/2" For the P0223 Bracket.
- P0288** **Clamp Handle.** Locking handle for HU10 Overrun units or TJ15 Jockey wheel.



- 16 **AS5875** **Propstand.** The propstand used on the P5, P6E, P7E & P8E models (does not include the bracket) 460mm.
- AS5874** **Propstand.** The propstand used on the Boxvan, GD and Horsebox range (does not include the bracket) 560mm.
- P0197** **Propstand (Individual).** 590mm. (With serrated shaft). Used on the BV6 range.
- 17 **P0199** **Propstand (Individual).** 508mm. (With serrated shaft). Used on the GD Major range.
- P0200** **Propstand (Individual).** 350mm. (With serrated shaft). Used on the GP range.


To order see pages 4&5 for distributor details or call 0845 4082 505. Prices available on separate Spares Pricelist

# Couplings & Trailer Support

## Bolt On Propstands

To order see pages 4&5 for distributor details or call 0845 4082 505. Prices available on separate Spares Pricelist

- 1 KX0227 **Propstand Kit.** Pair of propstands for LT/LM models complete with pair of bolt-on spigots and full fitting kit.
- P1114 **Propstand.** Individual propstand for LT/LM models (350mm tube).
- 2 P1115/P **Pin Assembly.** Pin assembly for propstands on LT/LM models.
- 3 P11170G **Spigot.** Bolt on propstand spigot for LT/LM models (includes mounting hardware).



LM146 with headboard, drop sides, mesh sides, ramp and prop stands.



# Winches



Contents	Page
Winch Kit Quick Reference Guide - Electric	56
Winch Kit Quick Reference Guide - Manual	57
S4000 Superwinch, Spares and Accessories	58
Braked Mechanical Winches 2 & 3 tonne models	59
Spare Parts for 2 & 3 tonne (Non Braked) Mechanical winches	60
Spare Parts for 2 & 3 tonne (Braked) Mechanical winches	61
Speed 3000kg Braked Winches & Fulton Automatic Braked Winches	62
Dutton Lanson Winches	63

To order see pages 4&5 for distributor details or call 0845 4082 505. Prices available on separate Spares Pricelist

Part Code	Description	Parts included in kit	Compatible with
KS6154	Winch & Power Lead Kit.	S4000 Superwinch and all fittings to power from the vehicle battery (6.3m of red and black cables included).	CT177G
KX6155	Winch, Bracket & Battery Kit	S4000 Superwinch, battery, mounting bracket and all fittings.	CT177G
KX6171	Winch, Bracket & Power Lead Kit	S4000 Superwinch, mounting bracket, offset spare wheel bracket, heavy duty jockey wheel with angled handle for clearance and all fittings to power from the vehicle battery (6.3m of red and black cables included).	LM/LT Flatbed range, CT Tiltbed
KX6172	Winch, Bracket & Battery Kit	S4000 Superwinch, battery, winch bracket, battery tray, offset spare wheel bracket, heavy duty jockey wheel with angled handle for clearance.	LM/LT Flatbed range, CT Tiltbed
KX6181	Winch, Bracket & Power Lead Kit.	S4000 Superwinch, mounting bracket and all fittings to power from the vehicle battery (7.25m of red and black cables included).	TT105G, TT126G



Part Code	Description	Compatible with
KX6066	Winch Mounting & Support Bracket GD4	The P04685B 2 tonne winch for the GD4M range of trailers
KX60665	Winch Mounting & Support Bracket GD4	The P04680B 3 tonne winch for the GD4M twin axle range of trailers
KX6067	Winch Mounting & Support Bracket GD5	The P04685B 2 tonne winch for the GD5M range of trailers
KX60675	Winch Mounting & Support Bracket GD5	The P04680B 3 tonne winch for the GD5M twin axle range of trailers
KX6068	Winch Mounting & Support Bracket GD6	The P04685B 2 tonne winch for the GD6M range of trailers
KX60685	Winch Mounting & Support Bracket GD6	The P04680B 3 tonne winch for the GD6M range of trailers
KX5525	Winch Mounting Bracket CT115	The P04705, P04706 & P04707 Fulton winches for the CT115 range of trailers
KX5528	Winch Mounting Bracket CT136	The P04705, P04706 & P04707 Fulton winches for the CT136 range of trailers
AS4919	Winch Mounting Bracket	The P0451 Dutton Lanson winch for the LT/LM range of trailers
AS4925	Winch Mounting Bracket	The P0451 Dutton Lanson winch for the GD Imperial range of trailers

### Manual Winch & Bracket Kits

Part Code	Description	Parts included in kit	Compatible with
KX35311	1050Kg Manual Winch Kit	P04706 Fulton winch, mounting tube and bracket	GH64 & GH94 (pre April 2010)
KX35321	1050Kg Manual Winch Kit	P04706 Fulton winch, mounting tube and bracket	GH94 ( from April 2010), GH94BT & GH1054





To order see pages 4&5 for distributor details or call 0845 4082 505. Prices available on separate Spares Pricelist



- 1 P0450 **Superwinch S4000.** Electrical cable winch, features 2 x 1.35m black & red cables, 8mm terminals, battery protector, 1 tonne hook, 15m wire on drum & Q/D pulley block.
- 2 P04502 **Wire Rope.** 7/32" x 60'
- P04503 **Motor.** 12v.
- 3 P04504 **Remote Control.** 9m length of cable
- 4 P04505 **Solenoid.** 12v.
- P04507 **Cable Guard.**
- P04508 **Socket.** Receiver from remote control plug
- 5 P0670 **Isolator Switch.** Battery isolator supplied with one removable key.
- 6 P0670A **Isolator Key.** Spare key for isolator switch.
- 7 P0728 **Terminal.** Crimps onto 16 square mm cross sectional cable for wiring winches and other heavy duty accessories.
- 8 P0733 **Cable Red.** 16 square mm cross sectional area for wiring winches and other heavy duty accessories. Sold per metre.
- 9 P0734 **Cable Black.** 16 square mm cross sectional area for wiring winches and other heavy duty accessories. Sold per metre.
- 10 P1127 **Connector.** 2 pole electrical connector for winch or tipper motor (2 required to make a plug / socket connection)
- 11 AS5405 **Winch Bracket.** For the LM /CT range. Compatible with the Rule V60RE & Superwinch S4000 winches.
- AS5406 **Winch Bracket.** For the TT105G / TT126G. Compatible with the Rule V60RE & Superwinch S4000 winches.




# Winches

**2000KG & 3000KG  
Mechanical  
braked winches**

Can be bolted straight to the LT/LM range.  
Specially designed to fit Ifor Williams Trailers.

**Ifor Williams  
Parts®**

Page  
**59**



**3000kg Rating  
Now with automatic  
braking!**



**2000kg Rating  
Now with automatic  
braking!**

- 1 P04680B 3000kg Mechanical Winch.
- 2 P04685B 2000kg Mechanical Winch.

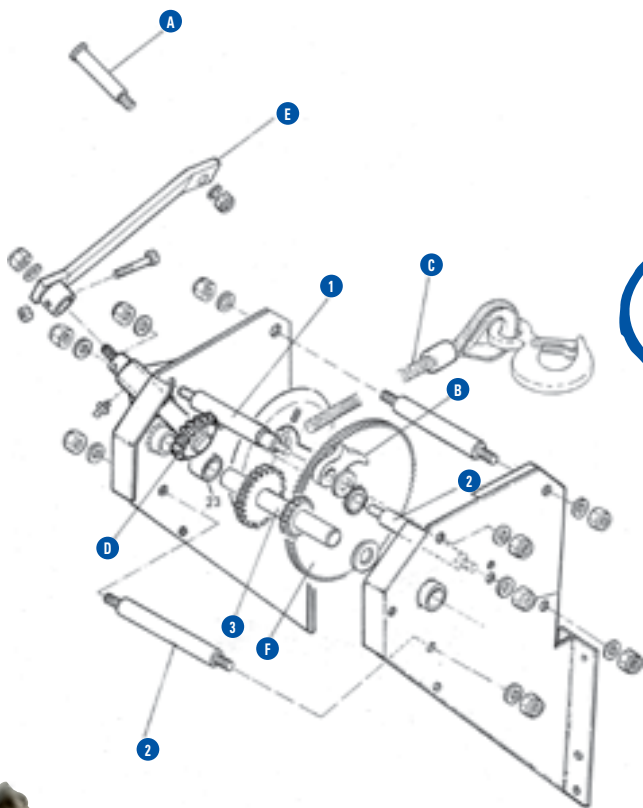
#### Features

British made winches. Specifically designed to bolt straight onto the LT, LM & GP range and onto the GD range using a separate mounting bracket kit. Automatic brake that will hold the load on the cable if the operator were to release the handle. Fitted with a 12 metre long, 8mm diameter wire rope with an eye hook. All parts are either zinc plated or galvanised offering superior corrosion resistance. All moving parts are fully guarded. Angled winding handle for smooth operation. Gears are machined from solid blanks, to ensure a long and trouble free life needing only the minimum of maintenance.





To order see pages 4&5 for distributor details or call 0845 4082 505. Prices available on separate Spares Pricelist

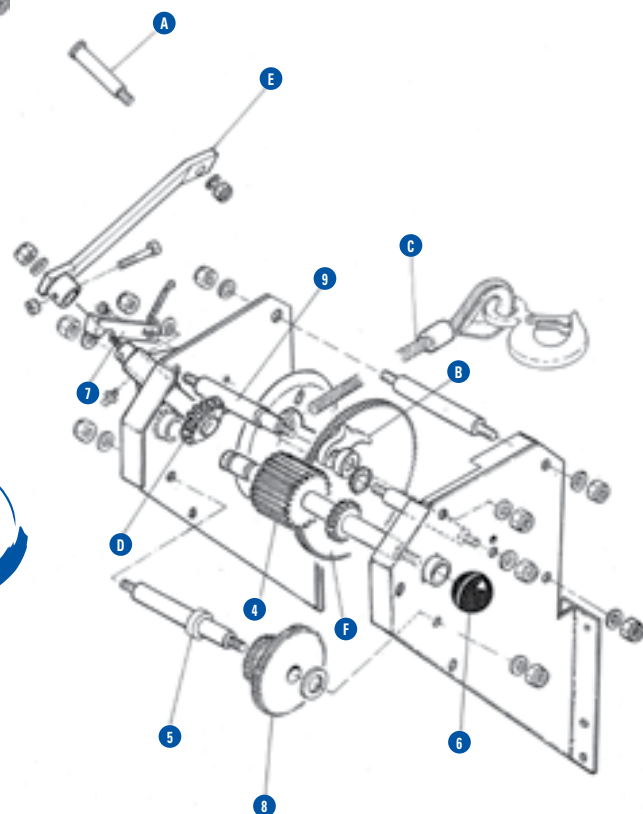
To order see pages 4&5 for distributor details or call 0845 4082 505. Prices available on separate Spares Pricelist



Spare parts for  
the 2000kg  
unbraked mechanical  
cable winch



Spare parts for  
the 3000kg  
unbraked mechanical  
cable winch



## 2 TONNE PARTS

- 1 P046831 Ratchet Shaft. 2 tonne mechanical winch body spacer with machined portion for ratchet.
- 2 P046830 Spacer. 2 tonne mechanical winch body spacer.
- 3 P046841 2 Tonne Idler Shaft.

## COMMON PARTS (2 & 3 TONNE)


- A P046843 Handle Shaft.
- B P04691 Ratchet. For the 2 or 3 tonne mechanical winches (P04680/P04685).
- C P04693 Rope & Hook. For the 2 or 3 tonne mechanical winches (P04680/P04685).
- D P04692 Drive Shaft. For the 2 or 3 tonne mechanical winches (P04680/P04685).
- E P04695 Handle. For the 2 or 3 tonne mechanical winches (P04680/P04685).
- F P04690 Winch Drum. To suit 2 and 3 tonne mechanical winches.

## 3 TONNE PARTS

- 4 P04683 Gear Change Shaft. For the 3 tonne mechanical winches (P04680).
- 5 P04684 Idler Shaft. For the 3 tonne mechanical winches (P04680).
- 6 P046817 Knob. 3 tonne mechanical winch M12 plastic knob.
- 7 P04682 Gear Change Lever.
- 8 P04681 Double Gear.
- 9 P046811 Ratchet Shaft. 3 tonne mechanical winch body spacer with machined portion for ratchet.



**P04685B  
Mechanical winch**



**P04680B  
Mechanical winch**

## 2 TONNE PARTS

- 1 P046834 Idler Shaft.
- 2 P046835 Drive Gear Shaft.
- 3 P046951 Handle Arm (Left Hand Thread).
- 4 P046830 Body Shaft.

## COMMON PARTS (2 & 3 TONNE)

- A P046843 Revolving Handle.
- B P04690 Drum.
- C P046842 Brake Pad.
- D P04693 Rope & Hook.
- E P046844 Ratchet Gear.
- F P046845 Ratchet Spigot.
- G P046846 Double Ratchet.
- H P046847 Plastic Knob.

## 3 TONNE PARTS

- P046836 Idler Shaft.
- 5 P046837 Drive Gear Shaft.
- 6 P046952 Handle Arm (Right Hand Thread).
- 7 P04684 Double Gear Shaft.
- 8 P04681 Double Gear.
- 9 P04688 Body Shaft.

## SPEED 3000KG BRAKED MECHANICAL WINCHES

**1 P04702 3000kg Mechanical Winch.** Fitted with a webbing strap.

### Features

All parts either galvanised or zinc plated offering superior corrosion resistance. All moving parts fully guarded. Automatic braking system. The high build quality and materials used will ensure a long trouble free life needing only the minimum of maintenance. A gravity operated ratchet means that there is no spring to weaken or lose. Gears machined from solid blanks, to ensure long life and trouble free operation.

**P04702D Drum.** Replacement drum for the P04702 strap winch

**P04702S Strap.** Replacement strap & hook for the P04702 strap winch.

**P04690 Drum.** Replacement drum for the P04703 cable winch.

**P04693 Wire Rope.** Replacement wire rope & hook for the P04703 cable winch.

**KS5551 Winch Kit.** Includes P04703 3000kg mechanical winch, fitted with an 8mm diameter, 12m long galvanised rope with eye hook and an angled bracket to enable the winch to be bolted onto the CT177G standard bracket.

Speed 3000KG  
Braked Mechanical  
winches - Bolt onto  
the standard bracket  
of the CT177G



## FULTON AUTOMATIC BRAKE WINCHES

**2 P04705 Circuit Winch.** 600kg.


**3 P04706 Rally Winch.** 1050kg.

**P04707 Recovery Winch.** 1500kg.


### Features

Self-activating automatic braked winches that hold the load securely when the crank handle is released, no minimum load line is required to activate the brake or pay out cable from the winch. Supplied with a wire rope. Drum hubs are 10 times recommended cable size to maximise cable life.

A winch mounting kit is available separately allowing the winch to be fitted in the left or right hand positions. Very easy removal allows the winch to be stowed securely when not required.



Fulton 600kg,  
1050kg & 1500kg  
mechanical  
winches



**1 P0451 Dutton - Lainson 1134kg Ratchet Winch.**

**Features**

Hardened drive gears for longer life, rigid welded reel construction. Tuffplate finish for greater rust resistance. Permanently lubricated bearings.

**P0451H Replacement Handle.**

**P0451C Replacement Cable & Hook.** 7m long, 5mm diameter.

**2 AS4919 Winch Bracket.** Used to fit the winch to the LT/LM range of trailers.

**3 AS4925 Winch Bracket.** Used to fit the winch to the GD4 & GD5 imperial range of trailers.





# General Accessories

Towing accessories • Loading skids • Load restraint  
• Cleaning products • Safety & Security



Loading Skids Page 66

Contents	Page
Towing Accessories & Manuals	65
Loading Skids in Steel and Aluminium for LT/LM, Beavertail, Tipper & Tilt-Bed Trailer Ranges	66
Load Restraint, Rope and Rope Hooks, Ratchet Straps, Boxvan Shoring Poles and Tie Downs	67
Fenwick's dedicated Trailer and Caravan Cleaning and Protective Products	68
Safety & Security	69

- 1 P0233 Standard Flange Towball. 50mm ball.
- 2 P0421 Combination Towball. 50mm ball and pin arrangement.
- 3 B0083 Towball Cover. To fit standard bolt on type of tow ball.
- 4 B0084 Socket Cover. To keep your 12N, 12S or 13pin towing socket clean and dry, preventing those annoying lighting problems.
- 5 C95020 Towing & The Law. By the Society of Motor Manufacturers and Traders (SMMT) this booklet gives a valuable insight into trailer and towing law with sections on tyres, lighting, couplings etc. As well as towing with commercial vehicles and hints on correct and safe loading.
- 6 C95015 Horsebox Trailer Towing Guide. A booklet on towing horsebox trailers. Provides advice on all aspects of towing a horsebox trailer and caring for your horse whilst in transit.
- 7 C95010 The Complete Trailer Manual. This Porter manual covers in depth all areas of trailer ownership, use and maintenance with workshop sections covering topics from re-wiring the 7 pin plug to replacing brakes and bearings. It includes a DIY Trailer 'MOT' to ensure that everything is legal and in perfect working order.








To order see pages 4&5 for distributor details or call 0845 4082 505. Prices available on separate Spares Pricelist





LM167/B with optional headboard, skids, electric winch, prop stands and lashing rings.

**Skids to suit other models**  
**CT177 page 132**  
**CT115/CT136 page 133**  
**GX Range pages 137, 138 & 139**  
**Eurolight page 143**

-  **1 KX5566 Loading Skids.** A pair of 1.8m (6') formed steel loading skids to fit 8' long LT/LM and tippers.
-  **2 KX5568 Loading Skids.** A pair of 2.5m (8') formed steel loading skids to fit LT/LM and tipper models 10' and over.
-  **3 KX5596 Loading Skids.** A pair of 1.8m (6') lightweight aluminium skids to fit LT/LM and tippers.
-  **4 KX5598 Loading Skids.** A pair of 2.5m (8') lightweight aluminium skids to fit LT/LM and tipper models 10' and over.
-  **5 C11450 Skid Latch.** This small toggle holds the skid in place on LT/LM/DP models. (2 per trailer)

**The formed steel and lightweight aluminium skids were introduced in April/May 1996 and are stowed side by side**

-  **6 KS0900 Skid Flap Kit.** LT / LM & DP120G – Covers the skid opening and doubles as a number plate holder. Suitable for trailers manufactured before April 1996
- KS0901 Skid Flap Kit.** Beavertail - Covers the skid opening and doubles as light plate and number plate holder. Will fit pre 96 & current models
- KX5569 Loading Skids.** A pair of 1.8m (6') lightweight loading skids with timber infill centres. Suitable for trailers manufactured before April 1996



**For prop stand kits please see pages 53, 54 & 143**

To order see pages 4&5 for distributor details or call 0845 4082 505. Prices available on separate Spares Pricelist






- 1 P1046 **Cargo Strap.** 3 metre long cargo strap.
- 2 P1049 **Cargo Strap.** 8 metre long ratchet cargo strap.
- P10495 **Cargo Strap.** 3 metre long ratchet cargo strap.
- 3 P1042 **Wheel Strap.** Specially designed for lashing vehicle wheels on car transporters.
- 4 P1113 **Lashing Ring.** Fixes through the floor to chassis to provide a low profile lashing point (under-floor reinforcement may be required).  
KX0200 **Lashing Ring.** Contains recessed lashing ring with all fixings (should be welded to chassis)
- KX0201 **Lashing Ring.** With all fixings GX.
- 5 KX0651 **Light Duty Lashing Point.** Supplied as a pair complete with fixing bolts, ideal for unbraked trailers BV64E, HB510XL & HB610



- 14 P1050 **Shoring Pole.** BV4 Series spring loaded pole that fits between the receiver tracks to secure upright loads.
- P1047 **Shoring Pole.** BV5 Series spring loaded pole that fits between the receiver tracks to secure upright loads.
- P1048 **Shoring Pole.** BV6 Series spring loaded pole that fits between the receiver tracks to secure upright loads.
- 15 B0102A **Elastic Strap.** Ideal for use with the Tack Pack kit, or general lashing requirements. 32" length.
- B0102B **Elastic Strap.** Ideal for use with the Tack Pack kit, or general lashing requirements. 36" length.
- B0102C **Elastic Strap.** Ideal for use with the Tack Pack kit, or general lashing requirements. 42" length.
- 16 P1035 **Receiver Track.** Allows for the use of shoring poles, 2.40m.
- P1036 **Receiver Track.** Allows for the use of shoring poles, 3.10m.
- P1037 **Receiver Track.** Allows for the use of shoring poles, 3.62m.



- 6 P12451 **Rope Cleat.** Round plastic cleat used on P5 model.
- 7 C04663 **Rope Hook.** Used on the Low loader range of trailers.
- 8 C04664 **Rope Hook.** Formed rope hook used on general duty trailer models.
- 9 C04667 **Rope Hook.** This rope hook is riveted to the trailer and has a lower profile than those used on other models. Used on the P6E & P7E
- 10 C04669 **Rope Hook.** Used on the Eurolight range.
- 11 KS0204 **Lashing Lugs.** 1 pair. Fitted to the GX range.
- 12 P1340 **Rope.** 6mm woven polypropylene rope. (per metre).



BV35 twin axle with roller shutter

To order see pages 4&5 for distributor details or call 0845 4082 505. Prices available on separate Spares Pricelist

# FENWICK'S

- 1 B0108 **Caravan Cleaner.** Easily cleans all exterior surfaces including acrylic windows. Removes black streaks, green algae and road grime. (Up to 40 washes from this 1 litre bottle). Ideal for use on G.R.P surfaces such as those found on our boxvan range.
- 2 B0110 **Bobby Dazzler.** A unique protective coating applied during rinsing. No need to polish. Keeps vehicle cleaner for longer and makes cleaning next time easier. Contains algae inhibitor. (Up to 60 washes per bottle).
- 3 B0111 **Overwintering.** Cost effective winter protection. Helps prevent green algae growth and water ingress. The vehicle stays cleaner and makes spring cleaning easier. When diluted this 1 litre bottle will protect 50 square metres.



To order see pages 4&5 for distributor details or call 0845 4082 505. Prices available on separate Spares Pricelist



1 KX8105

**Ifor Williams Coupling Head Lock.** The lock is designed to fit 50mm ball couplings fitted with the Avonride head – and will suit most braked trailers in the Ifor Williams range (the only exceptions are the CT115, CT136 and Eurolight trailers).

The coupling head security lock has been designed and manufactured to resist attack and uses toughened steel and high security barrel lock mechanisms. In rigorous security testing, the lock has been awarded 'Gold Standard' by 'Sold Secure' - a major UK test house.

The coupling head lock is plated all over and in addition the upper section is powder coated. The internal elements of the lock are made from non-rusting materials. A convenient weather-proof cover is also provided which covers the whole lock to give additional protection.

A spare barrel lock is supplied giving the option of replacing the lock on the coupling head of the trailer enabling the use of the same key to open both locks. (The coupling lock comes with a total of four keys)



Ifor Williams  
Trailers®

1  
Coupling head  
lock manufactured  
by Ifor Williams



To order see pages 4&5 for distributor details or call 0845 4082 505. Prices available on separate Spares Pricelist



# Hardware & Ironmongery

Hinges, Gas Springs, Ramp Springs, Linch Pins & Antiluce Fasteners & Coloured Bolts & Washers



Hinge Page 71



Spring Bolt Page 73



Coiled Springs Page 72

Linch Pins Page 74



Hinge Page 71



Door Fittings Page 73

Contents	Page
Hinges & Gas Springs	71
Ramp Springs	72
Ramp Fasteners & Inspection Door Fittings	73
Linch Pins & Receivers, Anti Luce Fasteners	74
Door Stops, Spacers & Washers	75



### HINGES & HINGE PINS

- 1 **P1070** Hinge. Inspection door hinge for Boxvans.
- 2 **P1072SS** Hinge. Stainless steel inspection door hinge HB401, 505 & HB510
- P10725** Hinge. Inspection door hinge HB510XL & HB610.
- 3 **P1074** Hinge. 4" butt hinge BV ramp/doors.
- 4 **P1077** Hinge. Box van rear door hinge for BV4 range.
- 5 **P1078** Hinge. Box van rear door hinge for BV5 & BV6 range.
- 6 **AS8214** Hinge Pin. Fitted through the lighting bracket this pin acts as pivot for the tailboard or ramp on P5, P6E, P7E & P8E.
- 7 **C74427** Bush. Ramp hinge bush P5, P6E, P7E & P8E
- 8 **C20937** Hinge Pin. Nylon coated hinge pin, used on livestock rear ramps.
- 9 **P1246** Ramp Bush. Ramp pivot bush used on many models, both on the chassis and in the ramp itself.
- C20938** Hinge Pin. Nylon hinge pin. Used on the HB401, 505 & HB510 front & rear ramps.
- 10 **KS0810** Ramp Hinge Tube Kit. For livestock trailers pre 1997 And imperial GD ramps.


### GAS SPRINGS

- P1186** Gas Spring. Used on Canopy Tailgates (as an optional accessory).
- 11 **P1188** Gas Spring. Used on Easyload ramps and the latest Rear barrier mechanisms on livestock trailers.
- P1189** Gas Spring. Used on the CT166 / 167 models fitted. With the 1 metre high ramp
- 12 **P1191** Gas Spring. Used on the GX ramps, HB401, HB505 & HB510 front ramps & HB403, HB506 & HB511 front and rear ramps.
- 13 **P1192** Protective Bellows. Used on the Horsebox, GX, GP & CT range.

To order see pages 4&5 for distributor details or call 0845 4082 505. Prices available on separate Spares Pricelist



- 1 P1159 Ramp Spring.** Used on the rear ramp of the GH range from March 2009
- 2 P1161 Ramp Spring.** Used on TA5, TA510G & DP ramps, BV6 ramp doors & HB610 rear ramps
- P1162 Ramp Spring.** Used on container front ramps.
- 3 P1163 Ramp Spring.** Used on HB401, HB505 & HB510 rear ramps, GH94 ramps, BV4, BV5 Rear ramp doors & HB510XL rear ramps.
- 4 P1165 Ramp Spring.** Used on the older GX ramps and the TA5G 4' rear ramp.
- 5 P1167 Ramp Spring.** Used on the container rear ramps
- 6 P1168 Ramp Spring.** Used on the imperial GD range
- KS0800 Ramp Spring kit.** Includes 2 x P1163 springs, 2 x C00215 J Bolts & 6 x F1005Z nuts.
- KS0802 Ramp Spring Kit.** Includes 2 x P1167 springs, 2 x C14473 Brackets, 2 x C00215 J Bolts & 2 x F1059ZC nuts.
- 7 KS0803 Ramp Spring Kit.** Includes 2 x P1168 springs, 2 x C00216 J bolts & 2 x F1005Z.
- 8 C70311 Plastic Spring cover.** Used on HB401, 505 & 510 rear ramps, HB510XL & HB610.







### RAMP FASTENERS

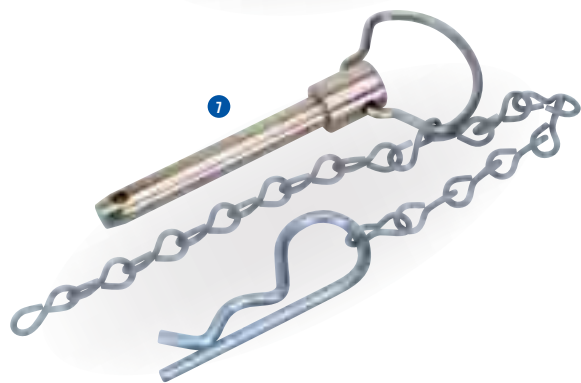




- C00049 Sliding Bolt.** Vertical locking bolt used on the HB505 ramp door model, BV4, BV5 & BV6 Ramp doors & TA5, TA510 ramp doors.
- C40142 Sliding Bolt.** Horizontal locking bolt used on the HB505 ramp door model, BV4, BV5 & BV6 Ramp doors & TA5, TA510 ramp doors.
- P1173 Spring.** Used with the vertical sliding bolts.
- 1 P12361 Moulded Pin & Knob.** Used with the sliding bolts
- 2 C30708 Ramp Fastener Lever Handle.** Used on the Metric GD, GX, GP & GH range of trailers.
- 3 P1088 Ramp Fastener Receiver.** Used on the Metric GD, GX, GP & GH range of trailers.
- 4 C02501 Adjuster.** Used on the GH ramp
- 5 AS5087 Spring Bolt.** This type of bolt is used on the tailboards of the GD range.
- 6 AS5870 Spring Bolt.** This type of bolt is used on the ramps of the GD range and large cross divisions.
- C00120 Door Stay.** Fitted to many ramp/door models to hold the rear doors open at 90 degrees.
- C00898 Fixing Bracket.** For stay rods on ramp/door combinations
- 7 C31249 Ramp Closure Handle.** Used on the Horsebox range & HB510XL
- 8 P1079 Over Centre Ramp Catch.** Used on the front and Rear ramps of HB610 & containers
- 9 P1053 Handle.** Locking handle with 180 degree movement between open and closed, 8mm square operating shaft. Used on the rear doors of Box Vans. With ramp doors.
- 10 P1054 Handle.** Chrome lever handle used on box vans with van doors.

### INSPECTION DOOR FITTINGS

- 11 P1066 Paddle Latch.** Lockable Inspection door latch. Used on the classic horsebox HB510XL & HB610.
- 12 C00272 Latch Keep.** Inspection door internal catch. Compatible with P1066.
- 13 P1803 Inspection Door Lock.** (outer) assembly. Compatible with the HB403, HB506 & HB511 models.
- 14 WA00460 Inspection Door Inner Latch.** Compatible with P1803.
- 15 P10580 Handle.** Push button handle used on BV4 & BV5 inspection doors. Compatible with the P10580 handle.
- 16 P1059 Latch.** RH internal door latch mechanism as used on boxvans with left side inspection doors. Compatible with the P10580 handle.
- 17 P1060 Latch.** LH internal door latch mechanism as used on boxvans with right side inspection doors. Compatible with the P10580 handle.




To order see pages 4&5 for distributor details or call 0845 4082 505. Prices available on separate Spares Pricelist



### LINCH PINS & RECEIVERS

- 1 P1030 Spring Ring Cotter.** Used on various models of plant trailer to secure the loading ramps.
- 2 P1031 Slotted Peg.** Slotted peg (Linch pin) Receiver.
- 3 P1110/LS Cross Division Storage Pin.** To secure the large cross division to the front panel of livestock trailers.
- 4 P1110/50SS Linch Pin.** 1/4inch diameter stainless steel linch pin and snap ring with retainer chain fitted (50mm pin). Used on the horsebox rand and to secure the drop side and mesh side kits.
- 5 P1096 Linch Pin.** Used on Tipper rear pillars, CT136 wheel chock kits & CT115 & 136 winch mounting kits.
- 6 CP00581 Linch Pin & Chain.** Used on the current HB403, HB506 & HB511 to secure ramp latch.
- 7 P11155 Pin Assembly.** HB510XL & HB610 telescopic partitions.
- 8 P11190 Pin & Chain.** Used on the older horsebox range to secure the rear ramp handle.
- 9 P1099 Linch Pin Receiver.** Used on Eurolight, P6E, P7E & P8E mesh kits.
- 10 P1105 Linch Pin Receiver.** Bolt on, used on many mesh side kits (headboard connection) & LT/LM ramp pillars.
- 11 P1107 Linch Pin Receiver.** Bolt on, used on livestock trailer back rails, rear barriers and ramp/door trailers.



### ANTILUCE FASTENERS


- 12 P1003G Antiluce.** As used on rear ramps of horseboxes (older models), livestock trailers and canopies.
- 13 P1005 Antiluce.** Used within the TT85G & GD M mesh kits.
- 14 P1007 Antiluce "Baby".** Used on older horse box inspection doors & current sheep deck kits & folding front panel kits.
- 15 P1008 Antiluce "Baby".** Used on horsebox rear doors before 1992.
- 16 P1009G Antiluce.** Used on P6/8, TA5/510 and DP inspection doors.






### DOOR STOPS & HOLDERS

- 1 **P1012F** **Door Holder Blue (Female).** Used on the current horsebox range to hold the inspection door open.
- 2 **P1012M** **Door Holder (Male).** Used with the female door holder to hold a door open. Currently used on the HB510XL & HB610 and the horsebox range.
- 3 **P1012S** **Door Holder (Female).** Used on the HB510XL & HB610, Livestock deck barriers and CT115 & 136 to secure the rear light brackets.
- 4 **P1014** **Door Stop.** Currently used on the Box Van roller shutter and ramp door kits, back rail assemblies, sheep deck kits and Land Rover canopies.
- 5 **P10141** **Door Stop.** Used on livestock ramp side gates and DP cross divisions.
- 6 **P1015** **Door Stop.** Used on the TA5G & TA510G cross divisions, P5, P6, P7 & P8E ramps.
- 7 **CP00463** **Door Stop Bracket.** Fitted to the current horsebox range, bolts to the coupling.




### SPACERS & BUSHES

- 8 **C70689** **Ramp Side Gate Pivot Bush.** Fitted to the floor of the sealed floor livestock trailers.
- 9 **C74419** **Livestock Deck Pivot Bush.** Fitted to the upper sheep deck for locating the small cross division.
- 10 **C75363** **Ramp Gate Capping Insert.**
- 11 **P1245PK** **Deck Cleat.** Fitted to the side panel of the current livestock trailer to secure the vents in the open position. Sold in packs of 10.
- 12 **P1246** **Hinge Pivot Bush.** Used on the ramp installations for the GP, GX, Metric GD range, new and old horsebox range.
- 13 **C74427** **Hinge Pivot Bush.** Used on the P5E, P6E, P7E & P8E Ramp & Tailboard installations.



### WASHERS

- 14 **P1274** **Square Neoprene Washer.** To prevent any rattle on the drop side kits and centre and rear pillars LT/LM.
- 15 **P1280** **Rubber Washer/Antiluce Pad.** Used on the unbraked mesh kits and canopy rear doors.
- 16 **P1281** **Natural LDPE Washer.** Used to prevent rattle on mesh side kits.





# Lighting & Electrical

Cable & Wiring accessories • Lamps • Lighting kits



Contents	Page
Lamps: lamps for the new Horsebox range HB403, HB506 & HB511	77
Lamps: some of our most popular combination, Position & Fog Lamps with Spare Bulbs & Lenses	78-79
Cable & Wiring Accessories, Junction Box & Grommets, 7 Pin Plugs & Sockets	80
Aspock Lighting System: a system of plug-in combination lamps and the unique DC connector system Radax Lamps	81
Aspock Lighting System, More plug in lamp options and ready made wiring harnesses to connect them	82
Lamps: some of our popular Interior, Numberplate, Marker Lamps and Reflectors with Spare Bulbs & Lenses	83
Quick Reference Guide: Helping you to identify the lamps that you require	84



- 1 P1811 **Front Position Lamp.** Includes reflector (either hand) Flexi point lamp.
- 2 P1812 **Rear Lamp Unit.** RED Stop / Tail function Round point lamp.
- 3 P1813 **Rear Lamp Unit.** AMBER indicator function Round point lamp.
- 4 P1814 **Rear Lamp Unit.** RED Fog lamp function Round point lamp.
- 5 P1827 **Roundpoint Reversing Lamp.** Clear reverse function Round point lamp. Now fitted as standard on all new horseboxes since May 2011 and can be retro fitted on existing models by removing the nearside fog lamp and replacing the coiled cable.
- 6 P1817 **Interior Lamp.** Corner mounted, useful on dark evenings when loading and unloading horses. 3.85m cable.
- 7 P1818 **Outline Marker Lamp.** HB511 only. Re designed to compliment the new lighting cluster.
- 8 P1819 **Junction Box.** Fits within the drawbar. 8 way entry.
- 9 P1820 **Side Reflex Reflector.** Amber, 60mm diameter reflector.
- 10 P1821 **Rear Triangular Reflector.**
- 11 P1822 **Number Plate Holder.** Square (inc lamp) Silver enables you to attach your number plate to the trailer with out adhesive. Number plates can be changed quickly and easily when towing different vehicles.
- 12 KX0832 **High Level Brake Light.** Fitted to the rear roof arch, this optional brake light provides additional warning that the trailer and vehicle are braking. Includes cable clips and ties.
- 13 P07951/SILVER **Number Plate Lamp.** Surface mounting with bolts included.
- 14 P00355PP **Parking Socket.** For 7 – pin plug.
- 15 P1810-13G151 **13 Pin Coiled Cable.** Fitted with a 13 pin plug, 8 terminals & 8 core cable, fitted as standard to the latest horsebox range since May 2011 and allows the reverse lamp to be fitted to the older models when the 7 – 13 pin adaptor ( P06625-7-13 ) is used.
- 16 P06625-7-13 **Adaptor 7/13 Pin.** To enable the 13 pin coiled cable to be fitted to a vehicle with a 7 pin socket.
- 17 P1815 **Wiring Loom.** Section to rear lights RH Round point cable.
- 18 P1816 **Wiring Loom.** Section to rear lights LH Round point cable.

To order see pages 4&5 for distributor details or call 0845 4082 505. Prices available on separate Spares Pricelist

To order see pages 4&5 for distributor details or call 0845 4082 505. Prices available on separate Spares Pricelist



- 1 **P0657L Outline Marker Lamp.** Surface mounting stalk lamp with red and white lenses, LH commonly used on HB510 horsebox model.
- P0657R Outline Marker Lamp.** Surface mounting stalk lamp with red and white lenses, RH commonly used on HB510 horsebox model.
- P0657A Outline Marker Lamp.** Surface mounting stalk lamp with red and white lenses, fits either up or down hand. (GD/GP)
- P0657B Outline Marker Lamp.** Surface mounting stalk lamp with red and white lenses, fits either up or down hand. (GD/GP)
- P06576R Outline Marker Lamp.** Right hand. Used on the current CT136 & CT115.
- P06577R Outline Marker Lamp.** Right hand. Used on the current CT177.
- P06577L Outline Marker Lamp.** Left hand. Used on the current CT115, CT136 & CT177.
- P06571 Clear Lens.** For front function of outline marker lamps (stalk type).
- P06572 Red Lens.** For rear function of outline marker lamps (stalk type).
- 2 **P0658 Black Cover.** For use where additional function is not required.
- P0713 Bulb.**



- 3 **P06770 Rear Combination Lamp.** Rubber bodied 3 pod multifunction (Stop/Tail/Indicator/Fog) lamp with 4 metre cable coloured for RH function.
- P06771 Rear Combination Lamp.** Rubber bodied 3 pod multifunction (Stop/Tail/Indicator/Fog) lamp with 2.5 metre cable coloured for LH function.
- 4 **P06778 Rear Combination Lamp.** Rubber bodied 2 pod multifunction (Stop/Tail/Indicator) lamp with 2 metre cable coloured for RH function.
- P067781 Rear Combination Lamp.** With 4 metre cable coloured for right hand function. Used on the GH range.
- P06778A Rear Combination Lamp.** S T I lamp HB610 vertical.
- P06779 Rear Combination Lamp.** Rubber bodied 2 pod multifunction (Stop/Tail/Indicator) lamp with 0.8 metre cable coloured for LH function.
- P067791 Rear Combination Lamp.** With 4 metre cable, coloured for left hand function. Used on the GH range.
- 5 **P06781 Fog lamp.** Rubber bodied fog lamp with 1.3 metre of cable fitted.
- P06770/F Fog Function Lens.** Spare lens for the rubber fog lamp and fog function of 2 & 3 pod rear lamps.
- P06770/I Indicator Function Lens.** Spare lens for the indicator function of 2 & 3 pod rear lamps.
- P06770/T Tail Function Lens.** Spare lens for the stop/tail function of 2 & 3 pod rear lamps.
- 6 **P06770/C Reversing Lens.** Spare lens for reverse function of some 3 pod rear lamps. (Not standard equipment)
- P0711 Bulb Stop/Tail.** Twin filament bulb for stop/tail function.
- P0712 Bulb Indicator.** Single filament bulb for fog or indicator function.



- 7 **P0654 Fog Lamp.** Fog lamp with rear screw fixing.
- P06541 Fog Lamp.** Supplied with longer length of cable, used on the CT115 & CT136.
- P067811 Fog Lamp.** Rubber bodied fog lamp with 4.6m length of cable. Used on the GH range.
- P0707 Fog Lamp Lens.** Spare lens for P0654.
- P0712 Bulb.**



- 8 **P0689 Front Position Lamp LED.** Used on the GH range.
- 9 **P0652/84 Position Lamp.** For front, rear or wing mounting, has both red and clear lenses and 2.1 metres of cable.
- 10 **P06530 Front Position Lamp.** Used on the CT136 & CT177.
- 11 **P06531 Amber Marker Lamp.** Used on the CT136 & CT177.
- 12 **P0705 Rear Position Lens.** Red.
- P0706 Front Position Lens.** Clear.
- P0659 Blanking Lens.** Black cap replaces one lens on wing lamp when only one function is required.
- P0713 Bulb.**





- 1 **P0669** **Rear Combination Lamp.** Compact multifunction (Stop/Tail/Indicator) Lamp.
- 2 **P0704** **Combination Lamp Lens.** For the compact multifunction lamp P0669.
- 3 **P06691/R** **Rear Combination Lamp.** Compact multifunction (Stop/Tail/Indicator/Rectangular reflector) Lamp cable coloured for RH function.
- 4 **P06691/L** **Rear Combination Lamp.** Compact multifunction (Stop/Tail/Indicator/Rectangular reflector) Lamp cable coloured for LH function.
- 5 **P06691LS** **Combination Lamp Lens.** Spare lens for Compact multifunction lamps P06691 type.
- 6 **P06783** **Rear Combination Lamp.** Rubber bodied multifunction (Stop/Tail/Indicator) lamp with 2 metre cable coloured for RH function.
- P067836** **Rear Combination Lamp.** Rubber bodied multifunction (Stop/Tail/Indicator) Right hand lamp with extra long cable as used on the current CT136.
- 7 **P06784** **Rear Combination Lamp.** Rubber bodied multifunction (Stop/Tail/Indicator) lamp with 0.8 metre cable coloured for LH function.
- P067841** **Rear Combination Lamp.** Rubber bodied multifunction (Stop/Tail/Indicator) Left hand lamp with extra long cable as used on the current CT136 & CT177.
- 8 **P067831** **Combination Lamp Lens.** Spare lens for multifunction lamps P06783 and P06784.
- 9 **P06773** **Position Lamp.** With integral front reflector and cable. 2.5m cable coloured for RH function.
- P06773B** **Front Position Lamp.** With integral front reflector and cable. Fitted bracket for fixing to underside of trailer body. 2.5m cable coloured for RH function.



- P06774** **Position Lamp.** With integral front reflector and cable. 2.5m cable coloured for LH function.
- P06774B** **Position Lamp & Bracket.** With integral front reflector and cable. Fitted bracket for fixing to underside of trailer body. 2.5m cable coloured for LH function.
- P06773/1** **Clear Lens.** With integral reflector for front position lamps.
- P06773/B** **Mounting Bracket.** Bracket for fixing side and front position lamps to underside of trailer body.
- P06782B** **Side Marker Lamp.** Amber coloured lamp with integral side reflector and cable. Fitted bracket for fixing to underside of trailer body.
- 10 **P06782/1** **Amber Lens.** With integral reflector for side marker lamps.

## LED LAMPS

- 11 **P0689** **Front Position Lamp.** Used as standard on the GH range of trailers.
- 12 **P0795LED** **Rear Combination Lamp.** 12/24 volt. Stop/Tail/Indicator.
- 13 **P0796LED** **Number Plate Lamp.** 12/24 volt.
- 14 **P0797LED** **Fog Lamp.** 12/24 volt.
- KS0925LED** **GH LED Electrical Kit.** Complete kit to convert standard lamps on the GH range to LED. Includes P0795LED x 2, P0796LED x 1, P0797LED x 1, mounting brackets and all fixings.

Tests carried out by the Company show that some common vehicles present so far insoluble problems when coupled to a trailer with LED lights. This may take the form of the hazard warning lights flashing continuously and there may be other problems too. Many other vehicles perform faultlessly when connected to LED equipped trailers. However, where such problems do occur, these are vehicle problems and Ifor Williams will not be responsible for their resolution. Owners are strongly advised to make thorough checks with the vehicle manufacturer before buying or specifying LED trailer lights.

To order see pages 4&5 for distributor details or call 0845 4082 505. Prices available on separate Spares Pricelist



BV84 single axle with van doors.


To order see pages 4&5 for distributor details or call 0845 4082 505. Prices available on separate Spares Pricelist



- 1 P0738 7 Pin Coiled Cable.** Pre wired front cable assembly, connects into the junction box.
- AS8383 Lighting Cable.** Used on many older models where the cable is detachable.



- 2 P06799 Junction Box.** Hinged lid box with 10 openings and 10 connector rails each having 8 flag terminals, with wiring guide inside lid.
- 3 P06799/2 Grommet.** Lightly skinned over to use as a blanking grommet, can be easily pierced to accept flat or round 2 core cable.



- 4 P0731 7 Core Cable.** For wiring between junction boxes or making up lighting cables - per metre.
- 5 P0732 2 Core Cable.** Flat section cable for low wattage applications such as side marker or interior lamps - per metre.
- 6 P1023 Cable Clip.** Fits into a pre-drilled hole and accepts up to 8mm round cable, many other uses.
- 7 F1932PK Cable Clip.** Hammer fitted to drawbar or chassis rail, this clip can carry several cable types. Qty: 25
- 8 P1024 Front Cable Clip.** Used on most models to hold the 7 core cable on the front panel when not in use.



- P07255 Aqua Safe Plug And Socket.** Waterproof plug and socket used for the interior lamp connector on DP trailers and the handset connection on tippers. With SPX/ Fenner pump units fitted.

From October 2012 new EU directives come into force which require all new trailers to be fitted with a reverse lamp. These may be wired using 12n/12S 7 pin plug and sockets or the single 13pin plug and socket. During 2012 IWT trailers will migrate to having the reversing lamp fitted as standard along with the 13 pin plug. To allow trailers fitted with 13pin plug to be used on vehicles which have the 7 pin socket, an adaptor is required. This adaptor is available from IWT under the part number P06625-7-13 allowing the 13 pin plug to be connected to a towing vehicle with a 7 pin socket.



- 9 P06625-7-13 Adaptor 7/13 Pin.** To enable the 13 pin coiled cable to be fitted to a vehicle with a 7 pin socket.
- P06624-7-13 Adaptor.** To enable a vehicle with a 13 pin socket connect to a 7 pin suzi or lighting cable.



- 10 P0663 Lighting Socket Type 12N.** This black socket is sometimes found on the front of older trailers, or an ideal replacement for the towing vehicle (screw connections).
- 11 B0155 Parking Socket.** Fit to the front of any trailer to plug & protect your lighting cable when not in use.
- 12 P0662 Lighting Plug Type 12N.** This black plug is the standard connector for the basic lighting functions (screw connections).
  - P06621 12N Plug.** To accept 1/4" push on terminals. Used with Aspock lighting systems.
- 13 P0680 Socket Gasket.** Provides a seal behind 12N or 12S Sockets, includes tail for cable sealing.
- 14 P07993 Number Plate Holder.** Wide plate type with twin rubber clips.
- 15 P07994 Number Plate Holder.** Square plate type with one rubber clip.
- 16 P07995 Number Plate Lamp Mount.** Used to fix lamp P07951 to either of the numberplate holders detailed above.
- 17 B0085 Bulb Set.** Contains a mix of bulbs common to Ifor Williams Trailers to suit brake, tail, indicator, numberplate and sidelamps, with leaflet guide.



- 1 **P06841 Complete Lighting Kit.** Complete lighting set includes plug-in rear combination lamps, pre-wired loom with 7 in plug, DC cables, numberplate and front side lamps. To fit the P6E & P7E
- P06842 Complete Lighting Kit.** To suit the P8E
- P06843 Complete Lighting Kit.** No front marker lamps, to suit the P5E.
- 2 **P07955 DC Connector (Each).** DoubleClick connector with two closure caps for fast and efficient fixing of single function lamps.
- 3 **P07954 DC Close Tool.** DoubleClick hand tool applies just the correct pressure to close the counter.
- 4 **P07957 DC Cable.** 1 metre. (DC connector not included)
- P07958 DC Cable.** 2 metre. (DC connector not included)
- 5 **P07940 Front Position Lamp.** Incorporating reflector pre-fitted to multi-positional fitting bracket. DoubleClick cable with end blanked. (As fitted to P6/7e & BV64e).
- 6 **P07940L Spare Lens.** For above.
- 7 **P07941 Amber Side Marker Lamp.** Pre fitted with bracket.
- P07941L Amber Lens.** For side marker versions.
- P07942 Front Position Lamp.** In tough rubber housing as used on Horsebox and many plant trailers. (For lens see P07940L)
- 8 **P07951 Number Plate Lamp.** Surface mounting (large) with bolts included. DoubleClick cable with with end blanked.
- 9 **P07951L Spare Lens.** for above.
- P07961 Outline Marker Lamp.** Surface mounting stalk lamp LH with clear, red & amber segments. DoubleClick cable with with end blanked.
- P07960L Spare Lens Unit.** For above, all colours incorporated into single lens unit.
- 10 **P06812 Rear Combination Lamp.** Large format lamp incorporating Triangle, Stop/Tail/Indicator and Fog functions in one unit, LH version with plug in connector.
- 11 **P06811 Rear Combination Lamp.** Large format lamp incorporating Triangle, Stop/Tail/Indicator and Fog functions in one unit, RH version with plug in connector.
- 12 **P06814 Front Position Lamp.** Mounted on a short stalk for P6e trailers, plug in connector.
- 13 **P06813 Numberplate Lamp.** Small surface mounting numberplate lamp for P6e trailers - plug in connector.



To order see pages 4&5 for distributor details or call 0845 4082 505. Prices available on separate Spares Pricelist



Representing the state of the art technology. True multifunction lamps with large clear lens segments and the regulation reflective triangle in one package.

All the multifunction lamps on this page feature a unique 5 pin inlet connector, when matched to a harness makes connection quick and easy.



- 1 **P07943** **Combination Lamp.** RH Rear combination lamp includes Rear position, Stop, Fog, indicator and all outline marker functions as well as a standard warning triangle built in. Plug in 5-pole connector. Used on the CT177G till March 2008 and the CT136 till April 2008.
- 2 **P07943L** **Spare Lens.** For RH lamp above (does not include outline marker lens unit)
- P07944** **Combination Lamp.** As above but LH function. Used on the CT177G till March 2008 and the CT136 till April 2008.
- P07944L** **Spare Lens.** For LH lamp above (does not include marker lens unit)
- 3 **P07945** **Fog Lamp.** Surface mounting, includes feed plug & cable for use with P07966 combination lamp.
- P07945L** **Spare Lens.** For above lamp.
- 4 **P07946** **Combination Lamp.** Multipoint 2RH, includes number plate illumination Rear position, Stop, Fog and indicator functions as well as a standard warning triangle built in. Plug in 5-pole connector. Used on the Eurolight range of trailers.
- P07946L** **Spare Lens.** For above, includes loose indicator lens which can be positioned for either LH or RH. Used on the Eurolight range of trailers.
- P07947** **Combination Lamp.** Multipoint 2LH, includes number plate illumination Rear position, Stop, Fog and indicator functions as well as a standard warning triangle built in. Plug in 5-pole connector. Used on the Eurolight range of trailers.
- 5 **P07990** **Combination Lamp (RH).** Fog and indicator functions as well as a standard warning triangle built in. Plug in 5-pole connector. (Narrow version 145mm with thin lens section).
- P07990L** **Spare Lens.** For RH lamp above.
- 6 **P07991** **Combination Lamp.** As above but LH function.
- P07991L** **Spare Lens.** For LH lamp above.
- 7 **P07965** **Combination Lamp.** Rear combination lamp includes Rear position, Stop indicator functions for vertical or horizontal (either hand) mounting. Includes number plate illumination plug in 5-pole connector.
- P07966** **Combination Lamp.** Rear combination lamp with additional connector to connect to separate fog lamp. (plug in 5-pole connector also feeds fog lamp).
- P07965L** **Spare Lens.** for combination lamp above.
- 9 **P07969** **Switched Interior lamp.**
- 10 **P07967** **Rear Combination.** Lamp includes stop/tail, indicator & fog left or right hand - plug in connector. Used on the General Duty EVO 2 range of trailers.
- P07967L** **Spare Lens for above.**
- 11 **P07960** **Outline Marker Lamp.** Surface mounting stalk lamp RH with clear, red & amber segments. DoubleClick cable with with end blanked.
- P07961** **Outline Marker Lamp.** Surface mounting stalk lamp LH with clear, red & amber segments. DoubleClick cable with with end blanked.
- P07960L** **Spare Lens Unit.** For above, all colours incorporated into single lens unit.

To order see pages 4&5 for distributor details or call 0845 4082 505. Prices available on separate Spares Pricelist

### INTERIOR LAMPS




- 1 **P06775 Interior lamp.** Replacement interior lamp for the HB4101, HB505 & HB510.
- P0718 Bulb Festoon Type.** Used in Horsebox and boxvan interior lamps, also P6e front and numberplate lamps.
- 2 **P06790 Interior Lamp.** Waterproof lamp with integral switch and mounting bracket, ideal for use in livestock trailers.
- 3 **P067902 Lens & Switch.** For P06790 interior lamp.
- 4 **P0713 Bulb.** (For items 2 & 4)

### NUMBERPLATE ILLUMINATION




- 5 **P0667 Numberplate Lamp.** Large surface mount number plate lamp with two bolt fixings and one metre cable.
- P06671 Number Plate Lamp.** Supplied with longer length of cable. Used on the CT115, CT136 & CT177.
- 6 **P0667C Numberplate Lamp.** Spare casing (no lens) for large numberplate lamp P0667.
- 7 **P0668 Lens.** For large numberplate lamp P0667.
- 8 **P0713 Bulb.**
- 9 **P06772 Numberplate Lamp.** Surface mounting lamp complete with bulb, mounting screws and power cable.
- 10 **P06772/1 Numberplate Lens.** Spare lens for P06772 numberplate lamp.

### REFLECTORS



- 11 **P0661 Rear Triangle.** All trailers should display a pair of these to the rear (Not to be used on cars or vans).
- 12 **P0661A Rear Triangle.** On white base.
- 13 **P0695 Front Reflector.** Used in pairs on trailer front, will fit thin front rails on LM type trailers. Rectangular white reflector.
- 14 **P0696 Side Reflector.** Used in pairs on trailer sides, will fit thin side rails on LM type trailers. Rectangular amber reflector.
- P0697 Rear Reflector.** Used in pairs on trailer rear, will fit thin corner pillars on LM type trailers. Rectangular red reflector.

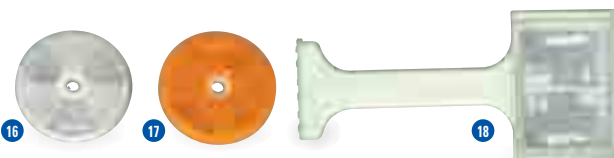
### POSITION & OUTLINE MARKER LAMPS



- 19 **P06785 Front Position Lamp.** Fits to straight sections of roof channel on horseboxes. With integral front reflector and 1.3 metres of cable coloured for RH function.
- 20 **P06786 Front Position Lamp.** Fits to straight sections of roof channel on horseboxes. With integral front reflector and 1.3 metres of cable coloured for LH function.
- 21 **P067851 Front Lens & Reflector.** For our channel mounting front position lamps.
- 22 **P067852 Mounting base.** Two of these are required to convert lamp P06785 or P06786 (Position lamp and reflector) to surface mounting (as used on boxvan trailers).
- 23 **P06787 Front Outline Marker Lamp.** Mounts directly onto the curved roof channel on livestock trailers, With 5 metres of cable coloured for RH function.
- 24 **P06788 Front Outline Marker Lamp.** Mounts directly onto the curved roof channel on livestock trailers, With 5 metres of cable coloured for LH function.
- P06787/R Rear Outline Marker Lamp.** Mounts directly onto the curved roof channel on livestock trailers, With 5 metres of cable coloured for RH function.
- P06788/R Rear Outline Marker Lamp.** Mounts directly onto the curved roof channel on livestock trailers, With 5 metres of cable coloured for LH function.
- 25 **P067871 Front Outline Lens.** For our roof mounting outline marker lamps.
- 26 **P067872 Rear Outline Lens.** For our roof mounting outline marker lamps.
- 27 **P0713 Bulb.**



- 28 **P0653 Front Position Lamp.** Round front position lamp found beneath the front panel on many older trailer models.
- P0706 Front Position Lens.** For the underbody mounting position lamp P0653.
- 29 **P0676 Side Marker Lamp.** Amber pendant lamp for fitting under side rave of trailers.
- P0718 Bulb Festoon Type.**



- 15 **P06905 Front Reflector.** On plastic fixing bracket, suitable for vertical or horizontal mounting (as used on P5).
- 16 **P0690 Front Reflector.** Used on the flat front panels of general duty trailers. Round white reflector.
- 17 **P0691 Side Reflector.** Used on the flat side panels of GD and horsebox trailers. Round amber reflector.
- 18 **P0693 Stalk Reflector.** Flexible shaft for mounting at the front where the reflector is likely to hit bushes etc.

To order see pages 4&5 for distributor details or call 0845 4082 505. Prices available on separate Spares Pricelist

To order see pages 4&5 for distributor details or call 0845 4082 505. Prices available on separate Spares Pricelist

Model of Trailer	Front Marker Lamp	Side Marker Lamp	Rear Lamp Right Hand Side	Rear Lamp Left Hand Side	Rear Marker Lamp	Fog Lamp	Number Plate Lamp	Reverse Lamp
Beavertail Range LT / LM 6'6"	P06773B RH P06774B LH		P0669	P0669		P0654	P0667	
Beavertail Range LM 7'6"	P06773B RH P06774B LH	P06782B	P0669	P0669	P06787/R RH P06788/R LH	P0654	P0667	
BV Range	P06785 RH P06786 LH	P0652/84 (BV 6)	P06691/R	P06691/L		P07945	P06772	
CT115, CT136	P06530	P06531	P067836	P067841	P06576R P06577L	P06541	P06671	
CT166	P06773B RH P06774B LH	P06782B	P0669	P0669		P0654	P0667	
CT167	P06773B RH P06774B LH	P06782B	P0669	P0669	P06787/R RH P06788/R LH	P0654	P0667	
CT177	P06530	P06531	P06783	P067841	P06577R P06577L	P06541	P06671	
DP120G	P06773B RH P06774B LH		P06778	P06779		P06781	P06772	
Eurolight	P07940		P07946	P07947				
GDRange Evo 3	P07942		P07990	P07991			P07951	
GH Range	P0689		P067781	P067791		P067811	P067801	
GP Range	P07942		P07990	P07991	P07960 P07961		P07951	
GX Range	P07942		P07990	P07991	P07960 P07961		P07951	
HB401, HB505, HB510	P06785 RH P06786 LH	P0657R P0657L	P06770	P06771		P06781	P06772	
HB403, HB506 HB511	P1811	P1818 HB511 Only	P1812 P1813			P1814	P07951/SILVER	P1827
HB510XL	P06773B RH P06774B LH	P0657R P0657L	P06770	P06771		P06781	P06772	
HB610	P06773B RH P06774B LH	P0657R P0657L	P06778A	P06778A		P06781	P0667	
LM/LT85G	P06773B RH P06774B LH		P06783	P06784		P06781	P06772	
LM/LT105G	P06773B RH P06774B LH		P06783	P06784		P06781	P06772	
LM/LT106/126G	P06773B RH P06774B LH		P06778	P06779		P06781	P06772	
LM/LT146/166G	P06773B RH P06774B LH	P06782B	P06778	P06779		P06781	P06772	
LM186G	P06773B RH P06774B LH	P06782B	P06778	P06779		P06781	P06772	
LM147G, LM167G LM187G	P06773B RH P06774B LH	P06782B	P06778	P06779	P06787/R RH P06788/R LH	P06781	P06772	
P6G, P8G	P06785 R/H P06786 L/H		P06783	P06784		P06781	P06772	
TA5G, TA510G	P06785 R/H P06786 L/H	Roof P06787 White RH P06788 White LH	P06691/L	P06691/R	Roof P06787/R Red RH P06788/R Red LH	P06781	P0667	
TT85G	P06773 R/H P06774 L/H	P0657A P0657B	P0669	P0669		P0654	P0667	
TT105G, TT126G	P06773 R/H P06774 L/H	P0657A P0657B	P06783	P06784		P06781	P06780	
Unbraked	P07940		P07990	P07991			P07951	



# Model Specific

Dedicated accessories for Livestock • Horsebox  
• Box Van • Commercial Trailers

Large cross division Page 109

Ramp gate extensions Page 114

Horsebox HB403, HB506 & HB511	Page
Mudguards & Rear Lamp Housing	86
HB511 Centre Partition	87
HB506 Centre Partition	88
Glazing, Ventilation & Seals	89
Rear Ramp Door Kits	90
Front Ramp Door Kits	91
Flooring & Matting	92
Tack Storage & Accessories	93
Trailer Covers & Decals	94

Horsebox HB510, HB505 & HB401	Page
Ramp & Door Fittings	95
Rear Ramp & Door Fittings	96
HB510 Centre Partition	97
HB505 Centre Partition	98
HB401 Breeching Bars	99
Flooring & Matting	100
Roof Sheets & Body Components	101 & 102
HB510XL & HB610	103
Livestock Centre Partitions	104

Livestock	Page
Ramp Spares & Corner Pillars	105
Body Panels, Drawbars & Extrusions	106 & 107
Small Cross Divisions	108
Large Cross Divisions	109
Single Height Cross Divisions	110
Cross Division Components	111
Sheep Deck Components	112
Guide to Rear Deck Barriers	113
Ramp Gates, Extensions & Back Rails	114
Sump Tanks & GRP Wind Deflectors	115

Commercial	Page
Dropside Kits LT/LM	116
Drawbars & Suspension Cross Members LT/LM	117
Headboards, Tailboards & Ladder Racks LT/LM	118
Ramps, Lighting Plates & Floor Capping LT/LM	119
Mesh Sides LT/LM/CT	120
Tipper Range – Spares and Accessories	121
Tipper Range – Mesh Sides	122
Tipper Range – Electrical & Battery Components	123

Commercial	Page
Tipper Range – Hydraulics	124
Tipper Range – Power packs	125
General Duty – Imperial range	126
General Duty – Metric range	127
P6E & P7E	128
BV64e & P5	129
P8E	130
CT177	131 & 132
CT136 & CT115	133
Box Van Range	134 & 135
GX84	136 & 137
GX85 & GX105	138
GX106 & GX106N	139
GX125HD & GX126	140
GP Range	141
GH Range	142
Eurolight Range	143
Canopy Doors & Spares	144

To order see pages 4&5 for distributor details or call 0845 4082 505. Prices available on separate Spares Pricelist



### MUDGUARD AND REAR LAMP HOUSING

- 1 CP00321 Mudguard Twin Arch Sections. Fits either side.
- 2 CP00322 Mudguard Inner Section. Fits either side.
- 3 KX0286 Mudflaps. Per pair.
- 4 CP00324 Front Lamp Enclosure. Right Hand.
- 5 CP00323 Front Lamp Enclosure. Left Hand.
- 6 CP00326 Rear Corner Bumper. Right Hand HB403, HB506.
- 7 CP00325 Rear Corner Bumper. Left Hand HB403, HB506.
- 8 CP00328 Rear Corner Bumper. Right Hand HB511.
- 9 CP00327 Rear Corner Bumper. Left Hand HB511.
- 10 CP00392 Rear lamp Bezel.
- 11 F1245PK Mudguard/Bumper Polymate Screws. Pack of 60.

### WHEELS, TYRES AND RELATED ITEMS

- 12 P08840 Wheel Trim. Sold Singly. Adds the finishing touch to standard steel wheels.
- 13 F1830PK Wheel Bolts. 4 pack – Standard non locking.
- 14 KX9802 Locking Wheel Bolt Kit. M12 x 1.5 pitch with uniquely coded adapter and spider wheel wrench. **Pack 4**
- 15 KX0240 Wheel Chocks. 1 Pair. Recommended for use when uncoupling, parking, and in place of the handbrake when storing your trailer for a length of time.
- 16 KX0795 Lockable Spare Wheel Carrier. Now positioned at the rear of the trailer. Enables you to fit a padlock for security.
- 17 P0885/SVR Spare Wheel Cover Silver. Fits the HB403, HB506, HB511, HB401, HB505 & HB510.
- 18 P1256 Wheel Brace. 19mm, for removing wheel bolts and for use with the quick release mechanism on the breast bar receiver eye bolt.



# Model Specific

## Centre Partition & Breast/Breeching Bars

# HB511

Ifor Williams  
Parts®

Page  
87



- 1 WA00343 Breeching Bar. Half width for use with the centre partition.
- 2 KX0820 Full width Breeching Bar. For horses that prefer to travel in a wider stall. Centre partitions are removed and full width breast and breeching bars are fitted.
- 3 C31250 Breast/Breeching Bar Receiver Bracket. Fitted to the side wall of the trailer and to the partition leaves.
- 4 KS304714 Partition Leaf Assembly. (Front) Cream padding includes rubber skirt.
- 5 KS304514 Partition Leaf Assembly. (Rear) Cream padding includes rubber skirt.
- 6 C82544 Partition Skirt.
- 7 C00560 Partition Holding Hook.
- 8 WA00133 Partition Mounting Pole. For the HB511 mk1 (up to May 2011)
- WA00559 Partition Mounting Pole. For the HB511 mk2 (from May 2011 onwards)
- 9 CP00440 Partition Mounting Pole Clevis Pin.
- 10 F1913Z Partition Mounting Pole R Clip.
- 11 CP00441 Partition Mounting Pole Clevis Spring.
- 12 KX0805 Head Partition HB511. Also includes lower accessory tube and fittings.
- 13 P1022 Mini Tye. 135mm Centres (Head Partition).
- 14 P1025 Mini Tye. 225mm Centres (Head partition).
- 15 C00130 Fixing Pin for Head Partition.
- CP00447 Accessory Tube. For fitting head partition to the front panel.
- 16 F1103SVRPK Breast Bar Retaining Washers. (16 pack) silver.
- 17 F0932SVRPK Socket Head Screw. M8 x 35 (16 pack) Silver.
- 18 CP00436 Eye Bolt. M8 x 35mm Enables the release of breast bars safely from outside the trailer. Suits the wheel brace supplied with trailer.
- 19 P1278PK Neoprene Washer. 40mm washer used under the breast/breeching bar retainer washers.
- 20 P1260 Allen Key 5mm.
- 21 F1003ZPK Hexagon Nut M8. (Breast bar receivers – 20 pack).
- 22 F0923ZPK Socket Screw. M8 x 40 Cap Head. Used to secure the breast bar receiver bracket to the centre partition panel. Pack Qty 10.

To order see pages 4&5 for distributor details or call 0845 4082 505. Prices available on separate Spares Pricelist



To order see pages 4&5 for distributor details or call 0845 4082 505. Prices available on separate Spares Pricelist



- 1 WA00417 Breaching Bar. Half width for use with the centre partition.
- 2 KX0815 Full Width Breaching Bar. For horses that prefer to travel in a wider stall. Centre partitions are removed and full width breast and breeching bars are fitted.
- 3 C31250 Breast/Breeching Bar Receiver Bracket.
- 4 KS304814 Partition Leaf Assembly. (Front) Cream padding includes rubber skirt.
- 5 KS304614 Partition Leaf Assembly. (Rear) Cream padding includes rubber skirt.
- 6 C82543 Partition Skirt.
- 7 C00560 Partition Holding Hook.
- 8 WA00133 Partition Mounting Pole. For the HB506 mk1 (up to May 2011)  
WA00559 Partition Mounting Pole. For the HB506 mk2 (from May 2011 onwards)
- 9 CP00440 Partition Mounting Pole Clevis Pin.
- 10 F1913Z Partition Mounting Pole R Clip.
- 11 CP00441 Partition Mounting Pole Clevis Spring.
- 12 KX0800 Head Partition HB506. Also includes lower accessory tube and fittings.
- 13 P1022 Mini Tye. 135mm Centres (Head Partition).
- 14 P1025 Mini Tye. 225mm Centres (Head partition).
- 15 C00130 Fixing Pin for Head Partition.  
CP00447 Accessory Tube. For fitting head partition to the front panel.
- 16 F1103SVRPK Breast Bar Retaining Washers. (16 pack) silver.
- 17 F0932ARPK Socket Head Screw M8 x 35. (16 pack) silver.
- 18 CP00436 Eye Bolt. M8 x 35mm enables the release of breast bars safely from outside the trailer. Suits the wheel brace supplied with trailer.
- 19 P1278PK Neoprene Washer 40mm. 40mm washer used under the breast/breeching bar retainer washers. Pack Qty 16.
- 20 P1260 Allen Key 5mm.
- 21 F1003ZPK Hexagon Nut M8. (Breast bar receivers – 20 pack).
- 22 F0923ZPK Socket Screw. M8 x 40 Cap Head. Used to secure the breast bar receiver bracket to the centre partition panel. Pack Qty 10.

HB403

WA00454 Breaching Bar HB403.



### SEALS, CAPPING & DRAUGHT EXCLUDERS

- 1 P1300-1036 Front Upper Door Seal. Silver HB403, HB506. Cut to correct length.
- 2 P1300-1193 Front Upper Door Sea. Silver HB511. Cut to correct length.
- 3 P1311-00688 Rear Door Beading. (vertical) HB403, HB506. Cut to correct length.
- 4 P1311-00703 Rear Door Beading. (vertical) HB511. Cut to correct length.
- 5 P1304-01205 Rear Door Surround Rubber HB403. Cut to correct length.
- 6 P1304-01365 Rear Door Surround Rubber HB506. Cut to correct length.
- 7 P1304-01430 Rear Door Surround Rubber HB511. Cut to correct length.
- 8 P1802 Inspection Door Seal. Per metre.
- 9 ET00078-01200 Pillar Capping. (external-rear). Cut to correct length.
- 10 ET00078-01600 Pillar Capping. (external-front). Cut to correct length.

### WINDOWS, VENTS & GLAZING PARTS

- 11 CP00304 Front Window. Fitted to HB506 & HB511.
- 12 KX4325 Front Window Guard Kit. For the HB506 & HB511 mk2. The kit comprises of 1 guard, stiffener and rivets. Distributor supply & fit only.
- KS2278 Fixed Window Kit. (front top door) includes glass and rubber seal.
- 13 CP00281 Safety Glass. (Side Windows).
- 14 P1326 Glazing Rubber. (per metre) Thin panel.
- 15 P1327 Filler Strip. For above (per metre).
- 16 P1800 Glazing Rubber. (per metre) Timber panel.
- P1801 Filler Strip. For above (per metre).
- 17 P1212 Sliding Window.
- 18 P1212B Push Button. For sliding window.
- 19 KX4323 Window Protection Bars. (pair). For use when sliding windows fitted.
- 20 P1202 Roof (Nosecone) Pop-Up Ventilator HB403.
- 21 CP00365 Roof Ventilator Lid HB506, HB511.
- CP00366 Roof Ventilator Hinge HB506, HB511.
- 22 CP00367 Roof Vent Spring LH HB506, HB511.
- CP00368 Roof Vent Spring RH HB506, HB511.
- CP00369 Roof Vent Spring Bracket HB506, HB511.
- 23 CP00370 Roof Vent Spring Retainer HB506, HB511.


### KICKBOARD & PADDING

- 24 CP00310 Kickboard. (lower side panel) HB403, HB506.
- 25 CP00311 Kickboard. (lower side panel) HB511.
- 26 CP00308-14 Padding. (side panel) Cream HB403, HB506.
- 27 CP00309-14 Padding. (side panel) Cream HB511.
- 28 CP00312 Padding End Retainer.



To order see pages 4&5 for distributor details or call 0845 4082 505. Prices available on separate Pricelist

To order see pages 4&5 for distributor details or call 0845 4082 505. Prices available on separate Spares Pricelist



### RAMP & REAR DOOR SPARES

All rear door kits are supplied with hinges, release toggles and fittings.

- 1 C31249 Ramp Closure Handle.
- 2 P00165 Bolt Head Cover. (silver-grey for ramp handle).
- 3 WA00052 Front Ramp Hinge Assembly.
- 4 CP00172 Front Body Grab Handle. Nylon moulded pull handle.  
CP00173 Top Door Retainer Pin. Used to secure the front and rear doors in the open position.
- 5 CP00415 Buffer – Upper Door Retainer. Used with CP00173
- 6 WA00157 Upper Door Hinge Assembly. (rear – long offset).
- 7 WA00158 Upper Door Hinge Assembly. (side – short offset). Also used on the inspection door.
- 8 WA00166 Upper Door Retainer Release Assembly.
- 9 WA00171 Upper Door Release Toggle/Slider Assembly.
- 10 P1191 Gas Spring. (Front and rear ramp).
- 11 P1192 Gas Spring Cover.
- 12 P1228 Ramp Guide. (Rear ramp – all models).
- 13 CP00348 Ramp Guide. (front ramp – all models).
- 14 C00150 Ramp Latch Staple. (Rear ramp – all models).
- 15 CP00091 Ramp Latch Staple. (front ramp – all models).
- CP00446 Barrel Nut. (Rear Ramp Latch Staple).
- 16 P1803 Inspection Door Lock. (outer) assembly.
- 17 WA00460 Inspection Door Latch. (inner) assembly.  
CP00399 Inspection Door Lock Keeper.

### REAR RAMP DOOR KITS

All rear door kits are supplied with hinges, release toggles & fittings.

- KS3080L-01B Rear Door. Left hand HB403 Silver.
- KS3080R-01B Rear Door. Right hand HB403 Silver.
- KS3080L-03B Rear Door. Left hand HB403 Green.
- KS3080R-03B Rear Door. Right hand HB403 Green.
- KS3080L-04B Rear Door. Left hand HB403 Red.
- KS3080R-04B Rear Door. Right hand HB403 Red.
- KS3080L-06B Rear Door. Left hand HB403 Blue.
- KS3080R-06B Rear Door. Right hand HB403 Blue.
- KS3080L-08A Rear Door. Left hand HB403 Black.
- KS3080R-08A Rear Door. Right hand HB403 Black.
- KS3080L-12B Rear Door. Left hand HB403 Graphite.
- KS3080R-12B Rear Door. Right hand HB403 Graphite.
- KS3081L-01B Rear Door. Left hand HB506 mk2 Silver.
- KS3081R-01B Rear Door. Right hand HB506 mk2 Silver.
- KS3081L-03B Rear Door. Left hand HB506 mk2 Green.
- KS3081R-03B Rear Door. Right hand HB506 mk2 Green.
- KS3081L-04B Rear Door. Left hand HB506 mk2 Red.
- KS3081R-04B Rear Door. Right hand HB506 mk2 Red.
- KS3081L-06B Rear Door. Left hand HB506 mk2 Blue.
- KS3081R-06B Rear Door. Right hand HB506 mk2 Blue.
- KS3081L-08A Rear Door. Left hand HB506 mk2 Black.
- KS3081R-08A Rear Door. Right hand HB506 mk2 Black.
- KS3081L-12B Rear Door. Left hand HB506 mk2 Graphite.
- KS3081R-12B Rear Door. Right hand HB506 mk2 Graphite.
- KS3082L-01B Rear Door. Left hand HB511 mk2 Silver.
- KS3082R-01B Rear Door. Right hand HB511 mk2 Silver.
- KS3082L-03B Rear Door. Left hand HB511 mk2 Green.
- KS3082R-03B Rear Door. Right hand HB511 mk2 Green.
- KS3082L-04B Rear Door. Left hand HB511 mk2 Red.
- KS3082R-04B Rear Door. Right hand HB511 mk2 Red.
- KS3082L-06B Rear Door. Left hand HB511 mk2 Blue.
- KS3082R-06B Rear Door. Right hand HB511 mk2 Blue.
- KS3082L-08A Rear Door. Left hand HB511 mk2 Black.
- KS3082R-08A Rear Door. Right hand HB511 mk2 Black.
- KS3082L-12B Rear Door. Left hand HB511 mk2 Graphite.
- KS3082R-12B Rear Door. Right hand HB511 mk2 Graphite.
- KX0811-1 Rear Doors. 1 pair HB506 mk1 Silver.
- KX0811-4 Rear Doors. 1 pair HB506 mk1 Red.
- KX0811-6 Rear Doors. 1 pair HB506 mk1 Blue.
- KX0811-8 Rear Doors. 1 pair HB506 mk1 Black.
- KX0811-12 Rear Doors. 1 pair HB506 mk1 Graphite.
- KX0812-1 Rear Doors. 1 Pair HB511 mk1 Silver.
- KX0812-4 Rear Doors. 1 Pair HB511 mk1 Red.
- KX0812-6 Rear Doors. 1 Pair HB511 mk1 Blue.
- KX0812-8 Rear Doors. 1 Pair HB511 mk1 Black.
- KX0812-12 Rear Doors. 1 Pair HB511 mk1 Graphite.



### FRONT RAMP DOORS MK1 & MK2

KS2272-01B	HB511 Front Ramp Top Door Left Hand (Excluding Window) Silver. Includes hinges and fastenings.
KS2270-01B	HB511 Front Ramp Top Door Right Hand (Excluding Window) Silver. Includes hinges and fastenings.
KS2272-03B	HB511 Front Ramp Door Left Hand (Excluding Window) Green. Includes hinges and fastenings.
KS2270-03B	HB511 Front Ramp Door Right Hand (Excluding Window) Green. Includes hinges and fastenings.
KS2272-04B	HB511 Front Ramp Top Door Left Hand (Excluding Window) Red. Includes hinges and fastenings.
KS2270-04B	HB511 Front Ramp Top Door Right Hand (Excluding Window) Red. Includes hinges and fastenings.
KS2272-06B	HB511 Front Ramp Top Door Left Hand (Excluding Window) Blue. Includes hinges and fastenings.
KS2270-06B	HB511 Front Ramp Top Door Right Hand (Excluding Window) Blue. Includes hinges and fastenings.
KS2272-08A	HB511 Front Ramp Top Door Left Hand (Excluding Window) Black. Includes hinges and fastenings.
KS2270-08A	HB511 Front Ramp Top Door Right Hand (Excluding Window) Black. Includes hinges and fastenings.
KS2272-12B	HB511 Front Ramp Top Door Left Hand (Excluding Window) Graphite. Includes hinges and fastenings.
KS2270-12B	HB511 Front Ramp Top Door Right Hand (Excluding Window) Graphite. Includes hinges and fastenings.

KS2276-01B	HB506/HB403 Front Ramp Top Door Left Hand (Excluding Window) Silver. Includes hinges and fastenings.
KS2274-01B	HB506/HB403 Front Ramp Top Door Right Hand (Excluding Window) Silver. Includes hinges and fastenings.
KS2276-03B	HB506/HB403 Front Ramp Door Left Hand (Excluding Window) Green. Includes hinges and fastenings.
KS2274-03B	HB506/HB403 Front Ramp Door Right Hand (Excluding Window) Green. Includes hinges and fastenings.
KS2276-04B	HB506/HB403 Front Ramp Top Door Left Hand (Excluding Window) Red. Includes hinges and fastenings.
KS2274-04B	HB506/HB403 Front Ramp Top Door Right Hand (Excluding Window) Red. Includes hinges and fastenings.
KS2276-06B	HB506/HB403 Front Ramp Top Door Left Hand (Excluding Window) Blue. Includes hinges and fastenings.
KS2274-06B	HB506/HB403 Front Ramp Top Door Right Hand (Excluding Window) Blue. Includes hinges and fastenings.
KS2276-08A	HB506/HB403 Front Ramp Top Door Left Hand (Excluding Window) Black. Includes hinges and fastenings.
KS2274-08A	HB506/HB403 Front Ramp Top Door Right Hand (Excluding Window) Black. Includes hinges and fastenings.
KS2276-12B	HB506/HB403 Front Ramp Top Door Left Hand (Excluding Window) Graphite. Includes hinges and fastenings.
KS2274-12B	HB506/HB403 Front Ramp Top Door Right Hand (Excluding Window) Graphite. Includes hinges and fastenings.



To order see pages 4&5 for distributor details or call 0845 4082 505. Prices available on separate Spares Pricelist


## FLOOR & RAMP MATTING

- 1** CP00116 **Floor Matting.** Ribbed rubber mat pre-cut to fit The HB511 mk2.
- CP00115 **Floor Matting.** Ribbed rubber mat pre-cut to fit the HB506 mk2.
- CP01113 **Rubber Strip.** Used when fitting CP00115 & CP00116 to the mk1 trailers.
- CP00223 **Floor Matting.** Ribbed rubber matting pre-cut to fit HB403 suitable for either right or left hand side front ramp.
- CP00277 **Rear Ramp Matting.** High grip rubber matting pre-cut to fit HB511.
- CP00275 **Rear Ramp Matting.** High grip rubber matting pre-cut to fit HB506.
- CP00273 **Rear Ramp Matting.** High grip rubber matting pre-cut to fit HB403.
- CP00276 **Front Ramp Matting.** High grip rubber matting pre-cut to fit HB511.
- CP00274 **Front Ramp Matting.** High grip rubber matting pre-cut to fit HB506 & HB403.

## ALUMINIUM FLOORS

Suitable for either right or left hand side front ramps



- 2** WA00114 **Aluminium Floor Kit.** Pre formed aluminium floor and finisher strips to fit the HB511 mk2. Can also be fitted to the HB511 mk1 when CP01008 floor trim is used.
- WA00113 **Aluminium Floor Kit.** Pre formed aluminium floor and finisher strips to fit the HB506 mk2. Can also be fitted to the HB506 mk1 when CP01008 floor trim is used.
- CP01008 **Floor Trim.** Required when fitting WA00114 & WA00113 aluminium floors to the HB511 mk1 & HB506 mk1.
- WA00220 **Aluminium Floor Kit.** Pre formed aluminium floor and finisher strips to fit HB403.
- KS27230 **Floor Matting Retaining Hardware Set.** Set of 4 Staples with fixing hardware.



# Model Specific

## Spare Parts List HB403, HB506 & HB511

### TACK STORAGE

-  **1 KX01251 Removable Tack Pack silver.** Removable storage unit for the HB505, HB510, HB506 & HB511 series, includes galvanized Saddle rack, removable feed bowl and lockable front fasteners.
- 2 P0448 Tack Pack Wheel.** Replacement wheel for Tack Pack units.
- 3 P0449 Axle.** Replacement axle to fit the Tack Pack unit.
- 4 B0102A Elastic Strap.** 32" long.
- B0102B Elastic Strap.** 36" long.
- B0102C Elastic Strap.** 42" long.
- P1266 Staple Checkstrap.** Used with elastic straps to secure the Removable Tack Pack.
-  **5 KX012414 Door Mounted Tack Pack Cream.** Attached to the grooms door, suitable for the HB403, HB506 & HB511. This neat storage solution is capable of storing two saddles and various tack. Suitable for General Purpose saddles up to 17" (43cm). We advise that you check saddles fit prior to purchase.
- 6 KX01231 Fastening Kit.** (Door mounted Tack Pack) Silver.

### ACCESSORIES

- 7 KX0830 Mesh Internal Storage Pouch.** Ideal for storing trailer manuals and other small items such as hair brushes etc.
- B0167 Trailer-Camera. Wireless Camera System.** Transmits live colour footage from the trailer interior to the towing vehicle, enables passengers to monitor the horse during transit. The camera can be powered from a battery pack or trailer lighting system.
- 8 B0163 Grooms Door Vanity Mirror.** A choice of where it can be positioned within the trailer.
- 9 KX0233 Prop Stand Kit.** Consider prop stands if your horse requires a particularly steady surface to load. Additional support will reassure nervous horses.



To order see pages 4&5 for distributor details or call 0845 4082 505. Prices available on separate Spares Pricelist



To order see pages 4&5 for distributor details or call 0845 4082 505. Prices available on separate Spares Pricelist

### Trailer Covers

- 1** B01686L **Trailer Cover HB403 / HB401.** For models with a left hand side inspection door. Blue
  - B01686R **Trailer Cover HB403 / HB401.** For models with a right hand side inspection door. Blue
  - B01696L **Trailer Cover HB506 / HB505.** For models with a left hand side inspection door. Blue
  - B01696R **Trailer Cover HB506 / HB505.** For models with a right hand side inspection door. Blue
  - B01706L **Trailer Cover HB510 / HB511.** For models with a left hand side inspection door. Blue
  - B01706R **Trailer Cover HB510 / HB511.** For models with a right hand side inspection door. Blue
- Trailer Aid.** Used when replacing a flat or punctured tyre. Saves time and energy no need to use a jack. Available in black and yellow.
- 2** B0054 **Black.**
  - B0055 **Yellow.**



# Model Specific

## Horsebox Pre-April 2008 HB510, HB505 & HB401 Ramp & Door Fittings

- 1 C40510 Door Panel HB510. Front ramp door panel White, with hole for sliding window.
- C40510-SVR Door Panel HB510. Front ramp door panel Silver, with hole for sliding window
- C40531 Door Panel HB510. Front ramp door panel White, with hole for fixed window.
- C40531-SVR Door Panel HB510. Front ramp door panel Silver, with hole for fixed window.
- C49277 Door Panel HB505. Front ramp door panel White, plain panel.
- C40555 Door Panel HB505. Front ramp door panel White, hole for sliding window.
- C40555-SVR Door Panel HB505. Front ramp door panel Silver, hole for sliding window.
- C40539 Door Panel HB401. Front ramp door panel White, hole for fixed window.
- C40539-SVR Door Panel HB401. Front ramp door panel Silver, hole for fixed window
- C40511 Over Inspection Door Panel HB510. White with hole for sliding window.
- C40511-SVR Over Inspection Door Panel HB510. Silver with hole for sliding window.
- C40533 Over Inspection Door Panel HB510. White with hole for fixed window.
- C40533-SVR Over Inspection Door Panel HB510. Silver with hole for fixed window.
- C40556 Over Inspection Door Panel HB505. White.
- C40556-SVR Over Inspection Door Panel HB505. Silver.
- C40538 Over Inspection Door Panel HB401. White with hole for a fixed window.
- C40538-SVR Over Inspection Door Panel HB401. Silver with hole for a fixed window.
- 2 C11149SS Door Pull. Combined antiluce plate and door pull for door over front ramp (Stainless Steel).
- 3 C11154 Hinge. Cranked hinge used on the door over the side ramp (Stainless Steel).
- 4 P1302 Door Seal. Horsebox rigid double lipped door seal 1705mm.
- 5 P1228 Ramp Guide. Allows the ramp to sit correctly in its aperture and prevents sideways movement.
- 6 P1247 Ramp Guide. Similar to P1228 but with no back stop.
- AS4108 Ramp Hinge. Front bolt on ramp hinge for HB401, 505 & 510.
- 7 P1246 Ramp Pivot Bush. Used on the ramp and chassis hinge points.
- C20938 Ramp Hinge Tube. Nylon coated.
- 8 P1194 End Cap. Used on the older flat ramp handles.
- 9 P11190 Pin & Chain. For the front and rear ramp latches.
- 10 P1191 Gas Spring. For the front ramp on HB401, 505 & 510 models.
- 11 P1192 Bellows. Front ramp gas spring bellows for HB401, 505 & 510 (From 1992).
- 12 C00150 Staple. 50mm long ramp catch staple. (Front ramp).
- 13 C00151 Staple. 75mm long ramp catch staple. (Rear ramp).
- 14 P1004 Antiluce Fastener. Used on HB401, HB505 & HB510.
- 15 C10617SS Door pull. Combined antiluce plate and door pull used on horsebox inspection doors (Stainless Steel).
- 16 P1051 Grab Handle. Front panel.
- 17 P1072SS Hinge. Inspection door hinge for horsebox models HB401, 505 & 510 (Stainless Steel).
- 18 C31249 Ramp Closure Handle. Used on the front and rear ramp.
- C10860 Rear Pillar. Right hand HB510.
- C10861 Rear Pillar. Left hand HB510.
- C10862 Rear Pillar. Right hand HB505/HB401.
- C10863 Rear Pillar. Left hand HB505/HB401.
- C15307 Number Plate Backing Panel.



To order see pages 4&5 for distributor details or call 0845 4082 505. Prices available on separate Spares Pricelist

To order see pages 4&5 for distributor details or call 0845 4082 505. Prices available on separate Spares Pricelist



- 1 KS3001 Rear Doors.** A pair of rear doors to fit the HB505 (kit includes hinges and retainer plates).
- KS3004 Rear Doors.** A pair of rear doors to fit the HB510 (kit includes hinges and retainer plates).
- KS3006 Rear Doors.** A pair of rear doors to fit the HB401 (kit includes hinges and retainer plates).
- 2 C00831 Door Retainer Plate.** Secures rear door in the open position.
- 3 P1110/50SS Linch Pin.** 1/4" shaft diameter 50mm long stainless steel.
- 4 C11155 Hinge.** Rear door hinge for Horsebox models HB401, 505 & 510 (Stainless Steel).
- 5 P1311 Edge Beading.** Black with steel insert. Vertical trim (per metre).
- 6 P1304 Rubber Seal.** Outer seal for the rear doors (per metre).
- 7 AS0630SS Linch Pin Receiver.** Used for holding rear doors in the open position (Stainless Steel).
- 8 P1330/30 Neoprene Tube.** This small tube is fitted to the outer door retainers to act as a buffer for the antiluce plate.
- 9 P1111 Linch Pin Receiver.** Weld on replacement, used to secure rear doors to horsebox ramp.



HB401



# Model Specific

## Horsebox Pre-April 2008

### Centre Partition


# HB510

# Ifor Williams

## Parts

Page  
97

These silver partitions can also be used to replace the coloured partitions in trailers manufactured since January 1999, both types are fully interchangeable with the head partitions.



- 1 P1084 **Head Partition.** For HB510.
- 2 C00130 **Pin.** Retainer pin for head partitions (From 1999).  
P1150 **Ring.** 38mm Split ring.
- 3 KS30471 **Partition Leaf.** (Front) Silver padding includes rubber skirt.
- 4 KS30451 **Partition Leaf.** (Rear) Silver padding includes rubber skirt.
- 5 C82544 **Partition Skirt.** HB510 for front or rear use.
- 6 C72549 **Corner.** Joins together the extruded sections of the centre partition.
- 7 P1021 **Retainer Hook.** Used to hold the centre partition open whilst loading.
- 8 P1022 **Mini Tye.** Soft rubber used on horsebox head partitions or for general holding and tie back. 135mm centres.
- 9 P1025 **Mini Tye.** Longer version. 225mm centres.
- 10 AS7590 **Centre Pillar.** HB510 - the type used from January 1999.
- 11 AS7509 **Fixing Bracket.** HB510 - Fixes the centre partition pole to the trailer roof.
- 12 C11153 **Fixing Bracket.** Used where centre partition pole enters the floor.
- 13 C00077 **Clevis Pin.** Used to secure the centre partition pole to the upper bracket (HB505/510 or TA5 models with horse kit).
- 14 F1913Z **R Clip.** Holds the centre partition clevis securely in place.
- 15 P1110/50SS **Linch Pin.** 1/4 inch diameter linch pin and snap ring with retainer chain fitted (50mm pin). Stainless steel.
- 16 KS27218 **Breast/Breaching Bar.** For HB510 (Black).
- 17 KX01168 **Breast/Breaching Bar Full Length.** For horses that prefer to travel in a wider stall. Centre partitions are removed and full width breast and breaching bars are fitted.
- 18 C31253 **Pin End.** Pin end casting for breast/breaching bars.
- 19 C31252 **Hook End.** Hook end casting for breast/breaching bars.
- 20 C31259 **Pin End (Sliding).** Pin end casting for full width breaching bars.
- 21 C31250 **Receiver Bracket.** Three hole breaching bar receiver bracket.
- 22 F0923ZPK **Socket Screw.** M8 x 40 Cap head. Used to secure the breast bar bracket to the centre partition panel. **Pack 10**
- 23 F1003ZPK **Nut.** M8 Plain hex type. **Pack 20**

- 24 F0932ZPK-04A **Socket Screw.** This M8x35 button head screw retains the breast/breaching bar receiver bracket from the outside of the trailer (Red). **Pack 16**
- F0932ZPK-03A **Socket Screw.** Green. **Pack 16**
- F0932ZPK-06A **Socket Screw.** Blue. **Pack 16**
- F0932ZPK-01B **Socket Screw.** Silver. **Pack 16**
- F0932ZPK-08A **Socket Screw.** Black. **Pack 16**
- 25 F1103ZPK-04A **Retainer Washer.** This washer sits under the breast/breaching bar receiver bolt on the outside of the trailer (Red). **Pack 16**
- F1103ZPK-03A **Retainer Washer.** Green. **Pack 16**
- F1103ZPK-06A **Retainer Washer.** Blue. **Pack 16**
- F1103ZPK-01B **Retainer Washer.** Silver. **Pack 16**
- F1103ZPK-08A **Retainer Washer.** Black. **Pack 16**
- 26 P1278PK **Neoprene Washer.** 40mm washer used under the breast/breaching bar retainer washers. **Pack 16**
- 27 P1260 **Hex key.** For the Horsebox breast/breaching bar release system on HB401, 505 & 510.
- 28 P13292/8 **Breast/Breaching Bar Cover.** 766mm cover for breast/breaching bars (Black).
- 29 C498860 **Breast/Breaching Bar Tube.** For HB510. Length 757mm.  
KS2720 **Breast/Breaching Bar.** Plain aluminium type used till Jan'99. Length of tube 785.5mm.

To order see pages 4&5 for distributor details or call 0845 4082 505. Prices available on separate Spares Pricelist

These silver partitions can also be used to replace the coloured partitions in trailers manufactured since January 1999, both types are fully interchangeable with the head partitions.



- 1 P1085 Head Partition. For HB505.
- 2 C00130 Pin. Retainer pin for head partitions (From 1999).  
P1150 Ring. 38mm Split ring.
- 3 KS30481 Partition Leaf. (Front) Silver padding includes rubber skirt.
- 4 KS30461 Partition Leaf. (Rear) Silver padding includes rubber skirt.
- 5 C82543 Partition Skirt. HB505 for front or rear use.
- 6 C72549 Corner. Joins together the extruded sections of the centre partition
- 7 P1021 Retainer Hook. Used to hold the centre partition open whilst loading.
- 8 P1022 Mini Tye. Soft rubber version used on horsebox head partitions or for general holding and tie back applications. (135mm centres)
- 9 P1025 Mini Tye. Longer version with 225mm centres.
- 10 AS7585 Centre Pillar. HB505 - the type used since January 1999.
- 11 AS7459 Fixing Bracket. HB505 - Fixes the centre partition pole to the trailer roof.
- 12 C11153 Fixing Bracket. Used where centre partition pole enters the floor.
- 13 C00077 Clevis Pin. Used to secure the centre partition pole to the upper bracket (HB505/510 or TA5 models with horse kit).
- 14 F1913Z R Clip. Holds the centre partition clevis securely in place.
- 15 P1110/50SS Linch Pin. 1/4 inch diameter linch pin and snap ring with retainer chain fitted (50mm pin). Stainless steel.
- 16 KS26968 Breast/Breaching Bar. HB505 plastic covered (Black).
- 17 KX01158 Breast/Breaching bar full length. For horses that prefer to travel in a wider stall. Centre partitions are removed and full width breast and breaching bars are fitted.
- 18 C31253 Pin End. Pin end casting for breast/breaching bars.
- 19 C31252 Hook End. Hook end casting for breast/breaching bars.
- 20 C31259 Pin End (Sliding). Pin end casting for full width bars.
- 21 C31250 Receiver Bracket. Three hole cast receiver bracket.
- 22 F0923ZPK Socket Screw. M8 x 40 Cap head. Used to secure the breast bar bracket to the centre partition panel. Pack 10
- 23 F1003ZPK Nut. M8 Plain hex type. Pack 20

- 24 F0932ZPK-04A Socket Screw. This M8x35 button head screw retains the breast/breaching bar receiver bracket from the outside of the trailer (Red). Pack 16
- F0932ZPK-03A Socket Screw. Green. Pack 16
- F0932ZPK-06A Socket Screw. Blue. Pack 16
- F0932ZPK-01B Socket Screw. Silver. Pack 16
- F0932ZPK-08A Socket Screw. Black. Pack 16
- 25 F1103ZPK-04A Retainer Washer. This washer sits under the breast/breaching bar receiver bolt on the outside of the trailer (Red). Pack 16
- F1103ZPK-03A Retainer Washer. Green. Pack 16
- F1103ZPK-06A Retainer Washer. Blue. Pack 16
- F1103ZPK-01B Retainer Washer. Silver. Pack 16
- F1103ZPK-08A Retainer Washer. Black. Pack 16
- 26 P1278PK Neoprene Washer. 40mm washer used under the breast/breaching bar retainer washers. Pack 16
- 27 P1260 Hex Key. For the Horsebox breast/breaching bar release system on HB401, 505 & 510.
- 28 P13294/8 Breast/Breaching Bar Cover. 705mm cover (Black).
- 29 C498870 Breast/Breaching Bar Tube. 698.0mm aluminium section.  
KS2695 Breast/Breaching Bar. HB505 Plain aluminium type used till Jan'99. Length of tube 724.5mm.

**Model Specific**  
**Horsebox Pre-April 2008**  
**Breeching Bars**

**HB401**

**Ifor Williams**  
**Parts®**

Page  
99



For details of end fittings  
and breast bar receivers see  
HB505/510 section

- 1 KS26858 Breeching Bar. HB401.
- 2 P13296/8 Breeching Bar Cover. HB401. Length of cover 1110.5mm.
- 3 C49885 Breeching Bar Tube. HB401. Length of tube 1110.5mm.

To order see pages 4&5 for distributor details or call 0845 4082 505. Prices available on separate Spares Pricelist





To order see pages 4&5 for distributor details or call 0845 4082 505. Prices available on separate Spares Pricelist



HB505 double horsebox

### KICKBOARD PANELS

- 1 C79015 Kickboard. LH Kickboard for HB510 (1999 on).
- C79016 Kickboard. RH Kickboard for HB510 (1999 on).
- C79018 Kickboard. LH Kickboard for HB505 (1999 on).
- C79019 Kickboard. RH Kickboard for HB505 (1999 on).

### FLOOR & REAR RAMP MATTING

- C80810 Floor Matting. Ribbed rubber matting pre cut to fit HB401.
- 2 C80812 Floor Matting. Ribbed rubber matting pre cut to fit HB505 Basic (No front ramp) and HB505 pre 1992.
- C80814 Floor Matting. Ribbed rubber matting pre cut to fit HB505 (Post 1992).
- C80816 Floor Matting. Ribbed rubber matting pre cut to fit HB510.
- C89031 Floor Matting. 10mm patterned rubber matting 2000mm x 1000mm. Used on older horse trailers (pre 99).
- C890454 Ramp Matting. High grip rubber matting pre cut to fit HB505 Rear ramp 1520mm x 1508mm x 6mm.
- C890452 Ramp Matting. High grip rubber matting pre cut to fit the HB401 rear ramp. 1520mm x 1093mm x 6mm.
- C890455 Ramp Matting. High grip rubber matting pre cut to fit HB510 Rear ramp. 1520mm x 1615mm x 6mm
- 3 C890460 Ramp Matting. High grip rubber matting pre cut to fit the container rear ramp. 2050mm x 1770mm x 6mm.
- 4 KS27230 Floor Mat Fixing - set of 4. Staples with fixing hardware.



- 5 C49781 Corner Moulding. 990mm. Used to secure the front ramp matting on the HB401/HB505. Horizontal.
- C49765 Corner Moulding. 1150mm. Used to secure the front ramp matting on the HB510. Horizontal.
- C49782 Corner Moulding. 1098mm. Used to secure the rear ramp matting on the HB401. Horizontal.
- C49769 Corner Moulding. 1513mm. Used to secure the rear ramp matting on the HB505. Horizontal.
- C49779 Corner Moulding. 1620mm. Used to secure the rear ramp matting on the HB510. Horizontal.
- C497635 Square Corner Moulding. 1524mm. Used to secure front and rear ramp matting on the HB401, HB505 & HB510. Vertical.

### FRONT RAMP MATTING

- 6 C890451 Ramp Matting. High grip rubber matting pre cut to fit HB401/505 Front ramp 1520mm x 983mm x 6mm.
- C890453 Ramp Matting. High grip rubber matting pre cut to fit HB510 Front ramp 1520mm x 1140mm x 6mm.
- C890461 Ramp Matting. High grip rubber matting for horsebox container front ramp 1420 x 1140 x 6mm.



### ALUMINIUM FLOOR KITS

- 7 KS0700 Aluminium Floor Kit. Pre formed aluminium floor and finsher strips, to fit HB505 (Pre 1992).
- KS0705 Aluminium Floor Kit. Pre formed aluminium floor and finsher strips, to fit HB401.
- KS0711 Aluminium Floor Kit. Pre formed aluminium floor and finsher strips, to fit HB505 (Post 1992).
- KS0714 Aluminium Floor Kit. Pre formed aluminium floor and finsher strips, to fit HB505 Basic (No front ramp).
- KS0720 Aluminium Floor Kit. Pre formed aluminium floor and finsher strips, to fit HB510.

# Model Specific

## Horsebox Pre-April 2008 HB510, HB505 & HB401 Roof Sheets, Channels & Body Parts

### ALUMINIUM ROOF SHEETS

C49278	White Aluminium Roof Sheet. HB401.
C49278-SVR	Silver Aluminium Roof Sheet. HB401.
C49275	White Aluminium Roof Sheet. HB505.
C49275-SVR	Silver Aluminium Roof Sheet. HB505.
C49270	White Aluminium Roof Sheet. HB510.
C49270-SVR	Silver Aluminium Roof Sheet. HB510.

### GRP ROOF SECTIONS

C72440	White GRP Roof Section. HB401.
C72440/SILVER	Silver GRP Roof Section. HB401.
C72421	White GRP Roof Section. HB505.
C72421/SILVER	Silver GRP Roof Section. HB505.
C72430	White GRP Roof Section. HB510.
C72430/SILVER	Silver GRP Roof Section. HB510.

### FRONT STUCCO ALUMINIUM PANELS

C40542	Front Panel. HB401.
C40541	Front Panel. HB505.
C40540	Front Panel. HB510.

### ROOF CHANNELS



C19346	Roof Channel. HB401.
C19303	Roof Channel. HB505.
C19345	Roof Channel. HB510.

### ROOF CHANNEL COVERS

P1322	Roof Channel Cover. White, snap in plastic 6334mm.
P1322/BLACK	Roof Channel Cover. Black, snap in plastic 6334mm.

### FRONT & REAR RAMP PILLARS

C10860	Rear Ramp Pillar. HB510 Right hand.
C10861	Rear Ramp Pillar. HB510 Left hand.
C10862	Rear Ramp Pillar. HB505/401 Right hand.
C10863	Rear Ramp Pillar. HB505/401 Left hand.
C10841	Front Ramp Pillar. HB510 Right hand – nearest front of trailer.
C10842	Front Ramp Pillar. HB510 Left hand – nearest rear of trailer.
C10831	Front Ramp Pillar. HB505/401 Right hand – nearest front of trailer.
C10832	Front Ramp Pillar. HB505/401 Left hand – nearest rear of trailer.



To order see pages 4&5 for distributor details or call 0845 4082 505. Prices available on separate Spares Pricelist

HB505 double horsebox

### COMPOSITE PADDING POLYPROPYLENE/FOAM

Polypropylene side padding material with built in foam cushioning in pearlescent silver, as fitted to the interior side panels of our horseboxes.

C79243/1	<b>Composite Padding.</b> PP SHEET/FOAM 1 x 735 x 2070mm HB401/505 Right hand side.
C79244/1	<b>Composite Padding.</b> PP SHEET/FOAM 1 x 735 x 2515mm HB401/505 Left hand side.
C79246/1	<b>Composite Padding.</b> Silver PP SHEET/FOAM 735mm x 2292mm HB510 Right hand.
C79247/1	<b>Composite Padding.</b> Silver PP SHEET/FOAM 735mm x 2890mm HB510 Left hand.



### RETAINER BARS

C49450	<b>Padding Retainer.</b> 2070mm Twin lipped extrusion Right hand used between padding and kickboard on HB401 & 505.
C49460	<b>Padding Retainer.</b> 2292mm Twin lipped extrusion Right hand used between padding and kickboard on HB510.
C49455	<b>Padding Retainer.</b> 2515mm Twin lipped extrusion Left hand used between padding and kickboard on HB401 & 505.
C49465	<b>Padding Retainer.</b> 2890mm Twin lipped extrusion Left hand used between padding and kickboard on HB510.



### GLAZING & VENTILATION

1	<b>P1213</b> <b>Safety Glass.</b> Safety glass 360 x 230mm Approx, as fitted to horseboxes.
2	<b>P1326</b> <b>Glazing Rubber.</b> As used on horsebox front windows, requires filler strip to finish.*
3	<b>P1327</b> <b>Filler Strip.</b> Holds the glass securely in place within the main rubber.*
4	<b>P1202</b> <b>Vent.</b> As used in the roof of the HB401, HB403, HB505 & HB510 Black lid with a Silver frame.




### LIGHT BRACKETS

5	<b>C11280</b> <b>Light Bracket.</b> Right hand HB510, HB505 & HB401
	<b>C11281</b> <b>Light Bracket.</b> Left hand HB510, HB505 & HB401

### FOOT PLATES

6	<b>C11400</b> <b>Footplate.</b> RH HB401 & 505 models.
	<b>C11401</b> <b>Footplate.</b> LH HB401 & 505 models.
	<b>C11403</b> <b>Footplate.</b> RH HB510.
	<b>C11404</b> <b>Footplate.</b> LH HB510.
	<b>C11407</b> <b>Footplate.</b> Right hand Classic HB505.
	<b>C11408</b> <b>Footplate.</b> Left hand Classic HB505.
	<b>C11412</b> <b>Footplate.</b> Right hand Classic HB510.
	<b>C11413</b> <b>Footplate.</b> Left hand Classic HB510.













# Model Specific

## Large Horseboxes HB510XL & HB610



HB610 with KX4320 window guard kit fitted

### HORSE PARTITION KITS

-  **KX0117 Full Width Partition Kit.** HB510XL Simply hang on the mounting rail & clip in place. Silver finish to the partition with a clear plastic skirt.
-  **1 KX0118 Full Width Partition Kit.** HB610 Simply hang on the mounting rail & clip in place. Silver finish to the partition with a clear plastic skirt.
-  **P10851 Head Partition Kit.** HB510XL & HB610 Bolts on to any existing full width partition.
-  **KX0107 Saloon Door Partition Kit.** One pair of short saloon type wooden partition doors to fit all versions of HB510XL complete with rubber skirts and securing belt.
-  **KX0109 Saloon Door Partition Kit.** One pair of short saloon type wooden partition doors to fit HB610 models complete with rubber skirts and securing belt.
-  **KX01092 Solid Saloon Door Partition Kit.** One pair of tall saloon type wooden partition doors (no rubber skirt) to fit all versions of HB510XL complete with securing belt.
-  **KX01301 Centre Partition Kit.** Traditional style "side by side" partition system for carrying two large horses facing forwards in the HB510XL. Supplied with silver padded centre partition panels, Black breast and breeching bars, centre pole and all fittings.
-  **KX01291 Centre Partition Kit.** Traditional style "side by side" partition system for carrying two large horses facing forwards in the HB610. Supplied with silver padded centre partition panels, Black breast and breeching bars, centre pole and all fittings.



1



3


2



6



4



5



8

### OPTIONAL ACCESSORIES

- KX4322 Window Guard Kit.** Black powder coated bars (4) & fasteners for HB510XL-10.
- KX4321 Window guard Kit.** Black powder coated bars (6) & fasteners for HB510XL.
- KX4320 Window Guard Kit.** Black powder coated bars (5) & fasteners for HB610.
- KX0240 Wheel Chocks.** Pair of wheel chocks & holders (fit on outside of trailer).
- 2 KX01168 Breeching Bar.** HB510XL fits across rear ramp aperture (Black).
- KS26858 Breast Bar.** HB610 fits across front ramp aperture (Black).
- KS27258 Breeching Bar.** HB610 fits across rear ramp aperture (Black).

### DEDICATED SPARE PARTS

- C14697 Outer Roof Sheet.** Right hand HB610
- C14695 Outer Roof Sheet.** Left hand HB610 (Left & Right hand HB510XL)
- C14696 Centre Roof Sheet.** HB610
- C14689 Centre Roof Sheet.** HB510XL
- C19353 Roof Channel.** HB610
- C19345 Roof Channel.** HB510XL
- AS0767 Aluminium Floor.** Multi-planked Aluminium floor assembly to fit HB510XL-10.
- AS0770 Aluminium Floor.** Multi-planked Aluminium floor assembly to fit HB510XL.
- AS0725 Aluminium Floor.** Multi-planked Aluminium floor assembly to fit HB610.
- C80848 Rubber Matting.** One piece rubber matting to fit HB510XL (cut to fit HB510XL-10).
- C80849L Rubber Matting.** Left side Half matting to fit HB610.
- C80849R Rubber Matting.** Left side Half matting to fit HB610.
- KS3007 Rear Doors.** Pair of doors fitted above rear ramp on HB510XL 7' Headroom.
- KS3004 Rear Doors.** Pair of doors fitted above rear ramp on HB510XL 2.3M Headroom.
- KS3008 Rear Doors.** Pair of doors fitted above rear ramp on HB610 7' Headroom.
- KS3009 Rear Doors.** Pair of doors fitted above rear ramp on HB610 2.3M Headroom.
- C72053 GRP Nosecone.** Basic (non-storage) version for HB510XL models.
- C72049 GRP Nosecone.** Storage nose version for HB510XL models.
- C72056 GRP Nosecone.** Storage nose version for HB610 models.
- KS0920 Storage Nose Conversion Kit.** Full kit of parts to convert basic HB510XL models to the storage nose system. Includes GRP nosecone, upper front panel, sliding doors, track and all fasteners required.
- P1079 Spring Lock.** Large over-centre ramp fastener used on HB610 front & rear ramps.
- AS7792 Spring Lock Receiver.** Large tab type used on rear ramp of HB610.
- AS7793 Spring Lock Receiver.** Short tab type used on front ramp of HB610.
- 3 P11135 Tie Ring.** With plastic skirt as fitted to interior HB510XL & HB610.
- 4 P1066 Lockable Inspection Door Lock.**
- 5 P1079 Over Centre Ramp Catch.** Used on the front and rear ramps of the HB610.
- 6 C31249 Ramp Handle.** Used on the rear ramp of the HB510XL.
- 7 P1212 Sliding Window**
- 8 P1212/B Push Button.** For the sliding window

To order see pages 4&5 for distributor details or call 0845 4082 505. Prices available on separate Spares Pricelist

To order see pages 4&5 for distributor details or call 0845 4082 505. Prices available on separate Spares Pricelist



Increase the versatility of your 7' headroom livestock trailer by adding this optional horse partition kit. Versions are available to fit trailers with or without sheep decks. Also suitable for use on the Sealed floor models.

Please note:  
Colour and style of the partition leaf and breaching bars may differ from this illustration

TA510 12' long 7' headroom with KX0186 horse partition kit fitted

KX0181	<b>Horse Partition Kit TA5G 7'.</b> No Decks 10' long Horsebox style centre partition kit, includes breast/breaching bars and receivers.*
KX0183	<b>Horse Partition Kit TA5G 7'.</b> No Decks 12' long Horsebox style centre partition kit, includes breast/breaching bars and receivers.*
KX0186	<b>Horse Partition Kit TA510G.</b> No Decks 10' long Horsebox style centre partition kit, includes breast/breaching bars and receivers.*
KX0187	<b>Horse Partition Kit TA510G.</b> No Decks 12' long Horsebox style centre partition kit, includes breast/breaching bars and receivers.*
KX0182	<b>Horse Partition Fittings.</b> Fittings for the kit only (if partition is to be used in two trailers).
KX0191	<b>Breaching Bar.</b> Aluminium tube breaching bar for TA5 7' headroom (trailer without decks).
KX0196	<b>Breaching Bar.</b> Aluminium tube breaching bar for TA510 7' headroom (trailer without decks).

KX0171	<b>Full Width Breast/Breaching Bar.</b> TA5 7' models without decks. (Horse partition fittings need to be installed).
KX0173	<b>Full Width Breast/Breaching Bar.</b> TA510 7' models without decks. (Horse partition fittings need to be installed).
AS7459	<b>Fixing Bracket.</b> Fixes the centre partition pole to the trailer roof. 12' Trailers.
AS7509	<b>Fixing Bracket.</b> Fixes the centre pole to the trailer roof. 10' Trailers.
C00077	<b>Clevis Pin.</b> Used to secure the centre partition pole to the upper bracket (HB505/510 or TA5 models with horse kit).
F1913Z	<b>R Clip.</b> Holds the centre partition clevis securely in place.
C31250	<b>Receiver Bracket.</b> Three hole breaching bar receiver bracket.
AS4373	<b>Fixing Plate.</b> Floor receiver for the centre pole, suitable for use on the sealed floor trailer.

\* Distributor fit only. Fitting charges may apply.



## RAMP SPARES

C497113	Ramp Plank. TA5G Easyload™ ramp 1365mm.
C497112	Ramp Plank. TA5G Cattle Ramp 1444mm.
C497132	Ramp Plank. TA510G Cattle ramp 1674mm.
C497135	Ramp Plank. TA510G Easyload™ 1595mm.
C497133	Ramp Plank. DP120G Cattle ramp 1690mm.
C49706	Ramp Plank. DP120G Easy load™ 1610mm.
1 C14324	Ramp Closure Handle. Right hand side.
C14325	Ramp Closure Handle. Left hand side.
2 C11968	Receiver. For ramp closure handles.
3 C01690	Ramp Closure Lock Pin.
P1288	Spring. Used with C01690 lock pin.
C04217	Ramp Spring Attachment Bracket. Right hand.
C04219	Ramp Spring Attachment Bracket. Left hand.
4 AS1744	Ramp Pivot. TA5G/TA510G Right hand.
AS1745	Ramp Pivot. TA5G/TA510G Left hand.
5 AS4330	Ramp Hinge Block. DP120G Right hand.
AS4331	Ramp Hinge Block. DP120G Left hand.
6 C20937	Ramp Hinge Tube. Used on the current DP120G models.
7 P1161	Ramp Spring. Used on all current livestock Trailers.
8 P1246	Hinge Pivot Bush.
9 P12361	M8 Pin and Knob Moulded.

## REAR CORNER PILLARS

C14370	Right Hand Rear Corner Pillar TA5G/TA510G 6'.
C14371	Left Hand Rear Corner Pillar TA5G/TA510G 6'.
C14372	Right Hand Rear Corner Pillar TA5G/TA510G 7'.
C14373	Left Hand Rear Corner Pillar TA5G/TA510G 7'.
C14328	Right Hand Rear Corner Pillar DP120G.
C14329	Left Hand Rear Corner Pillar DP120G.



To order see pages 4&5 for distributor details or call 0845 4082 505. Prices available on separate Spares Pricelist



To order see pages 4&5 for distributor details or call 0845 4082 505. Prices available on separate Spares Pricelist

## ROOF SHEETS

C14701	Roof Sheet. P8G - 2 per trailer.
C14705	Roof Sheet. TA5G 8' - 2 per trailer.
C14706	Roof Sheet. TA5G 10' - 2 per trailer.
C14707	Roof Sheet. TA5G 12' - 2 per trailer.
C14710	Roof Sheet. TA510G 10' - 2 per trailer.
C14711	Roof Sheet. TA510G 12' - 2 per trailer.
C14712	Roof Sheet. TA510G 14' - 2 per trailer.
C14715	Roof Sheet. DP120G 10' - 2 per trailer.
C14716	Roof Sheet. DP120G 12' - 2 per trailer.
C14717	Roof Sheet. DP120G 14' - 2 per trailer.
C14773	Centre Roof Sheet. 7' Headroom 10' long - 1 per trailer.
C14760	Centre Roof Sheet. 7' Headroom 12' long - 1 per trailer.
C14720	Centre Roof Sheet. 7' Headroom 14' long - 1 per trailer.

## ROOF CHANNELS

C19322	Roof Channel. P8G 4' Headroom & P6G.
C19323	Roof Channel. P8G 5' Headroom.
C19324	Roof Channel. TA5G 4' Headroom.
C19314	Roof Channel. TA5G 6' Headroom.
C19306	Roof Channel. TA5G 7' Headroom.
C19309	Roof Channel. TA510G 6' Headroom.
C19302	Roof Channel. TA510G 7' Headroom.
C19307	Roof Channel. DP120G.

## FRONT PANELS

C49125	Front Panel. P6G/P8G.
C49114	Front Panel. TA5G 4' Headroom.
C49070	Top Front Panel. TA5G 6' Headroom.
C49114	Top Front Panel. TA5G 7' Headroom.
C49060	Bottom Front Panel. TA5G.
C49071	Top Front Panel. TA510G 6' Headroom.
C49113	Top Front Panel. TA510G 7' Headroom.
C49061	Bottom Front Panel. TA510G.
C49072	Top Front Panel. DP120G.
C49062	Bottom Front Panel. DP120G.

## SIDE PANELS

C44774	Side Panel. 6' (1879.5mm)
C44776	Side Panel. 8' (2495.5mm)
C44780	Side Panel. 10' (3111.5mm)
C44784	Side Panel. 12' (3727.5mm)
C44788	Side Panel. 14' (4343mm)

## INSPECTION DOORS

KS2220	Inspection Door Set. Upper & lower TA5G & TA510G
KS2221	Inspection Door. Upper TA5G & TA510G
KS2222	Inspection Door. Lower TA5G & TA510G
KS2225	Inspection Door Set. Upper & Lower DP120G

## DRAWBARS

AS0659	Drawbar kit. For the DP120S Sealed floor
AS7237	Drawbar Kit. For the DP120G (pre sealed floor)



## VENTS, TIE POINTS & LIFTING HANDLES

1 C48990	Aluminium Vent. Used on all current livestock trailers except for 4' headroom models.
2 C89200	Rubber Hinge. Used as pivot for current vents
3 P1245PK	Deck Cleat. Fitted to the side panels of current livestock trailers to secure vents in the open position. Sold in packs of 10.
C75373	Shoot Bolt. Used on current vents to secure in the closed position.
C75374	Shoot Bolt Spring. Used on current vents to secure in the closed position.
C49119	Aluminium Vent. Used on the current 4' headroom TA5G & TA510G
4 P1226	Turn Button. Used with the current C49119 vents and on all standard livestock trailers pre 1997.
5 P1230	Vent Hinge. Used with the current C49119 vents and on all standard livestock trailers pre 1997.
6 AS0611	Tie Ring. Solid galvanized steel ring welded to a back plate.
AS0744	Tie Ring. Loose ring inserted into bolt fitting.
7 C05871	Lifting Handle. Fitted to the DP120 container body to facilitate removal.

### BODY RAILS

#### Cross Division Receiver Rails

Galvanised steel slotted channel, waist height on left hand body side.

C12018	6' long for 8' body.
C12019	8' long for 10' body.
C12020	10' long for 12' body.
C12021	12' long for 14' body.

#### Cross Division Base Rails

Galvanised steel slotted rail just above floor on right hand body side.

C14165	8' long for 8' body.
C14166	10' long for 10' body.
C14167	12' long for 12' body.
C14168	14' long for 14' body.

#### Roof Rail - Left Hand

Galvanised steel section with oval holes, fitted in top left hand corner of body.

C14140	6' long for 8' body.
C14141	8' long for 10' body.
C14142	10' long for 12' body.
C14175	12' long for 14' body.

#### Roof Rail - Right Hand

Galvanised steel section with round holes, fitted in top right hand corner of body.

C14170	8' long for 8' body.
C14171	10' long for 10' body.
C14172	12' long for 12' body.
C14174	14' long for 14' body.

#### Roof/Vent Rails

Aluminium extrusion at the base of the roof sheet and forming the top edge of the roof vent.

C48899	6' long for P6 bodies.
C48900	8' long for P8 & TA5G 8'.
C48901	10' long for 10' body.
C48902	12' long for 12' body.
C48903	14' long for 14' body.

#### Panel Top & Vent Blocker Rails

Aluminium extrusion fitted to the top edge of both upper and lower side panels. Also used to block lower vents when vent flaps are not secured by shoot bolts.

C48920	6' long for 8' body Left Hand.
C48921	8' long for 10' body Left Hand and 8' body Right Hand.
C48922	10' long for 12' body Left Hand 10' body Right Hand.
C48923	12' long for 14' body Left Hand and 12' body Right Hand.
C48924	14' for 14' body Right Hand.

#### Panel Bottom Rails

Aluminium extrusion fitted to the lower edge of the upper side panels.

C48940	6' long for 8' body Left Hand.
C48941	8' long for 10' body Left Hand and 8' body Right Hand.
C48942	10' long for 12' body Left Hand 10' body Right Hand.
C48943	12' long for 14' body Left Hand and 12' body Right Hand.
C48944	14' for 14' body Right Hand.

#### Vent Gap Blocker Kits

This kit contains one left hand (short) and one right hand (long) rail plus fittings. These can be used to block upper vent gaps (where vent rails were never fitted) or lower vent gaps where the vents are held closed by shoot bolts but the user prefers the previously fitted blocker rails. Please note that's one kit will only block the upper or lower vents. Two kits would be required to block the upper and lower vents.

KX2100	Vent Gap Reducer Kit. For 8' Trailers.
KX2101	Vent Gap Reducer Kit. For 10' Trailers.
KX2102	Vent Gap Reducer Kit. For 12' Trailers.
KX2103	Vent Gap Reducer Kit. For 14' Trailers.

Please specify when ordering if the trailer has sheep decks fitted.

#### Front Panel Cross-Members

Galvanised steel cross-members fitted inside the front panels as described below:

C19338	P6G/P8G.
C19337	TA5G. Top and middle positions (2 per trailer).
C24203	TA5G. Lower position.
C19335	TA510G. Top and middle positions (2 per trailer).
C24204	TA510G. Lower position.
C19332	DP120G. Top and middle positions (2 per trailer).
C24205	DP120G. Lower position.

#### Lighting Plates - DP120

C12001	Lighting Plate. For trailers manufactured pre 2005.
C12035	Lighting Plate. For later sealed floor trailers manufactured from 2005 onwards, can be identified by having a square box section floor bearer about 30cm from the rear. This can be seen clearly when viewing from the outside of the Trailer.

#### Foot-Plates

Galvanised steel pressings fitted to the TA5G & TA510G immediately behind the wheels.

C14151	8' Right Hand.
C14152	8' Left Hand.
C14153	10' Right Hand.
C14154	10' Left Hand.
C14155	12' Right Hand. Twin axle.
C14156	12' Left Hand. Twin axle.
C14149	12' Right Hand. Tri-axle.
C14150	12' Left Hand. Tri-axle.
C14157	14' Right Hand. Twin axle.
C15158	14' Left Hand. Twin axle.
C14159	14' Right Hand. Tri-axle.
C14160	14' Left Hand. Tri-axle.




# Model Specific

## Livestock Cross Divisions - Small cross divisions from current Sealed floor models - Pre-98

**Small cross divisions are for trailers with sheep decks deployed.**

1	KX4750	TA5G 6' Upper. Sealed floor models - from Jan 2005 onwards.
	KX4750/7	TA5G 7' Upper. Sealed floor models - from Jan 2005 onwards.
	KX4751	TA5G Lower. Sealed floor models - from Jan 2005 onwards.
	KX4752	TA510G 6' Upper. Sealed floor models - from Jan 2005 onwards.
	KX4752/7	TA510G 7' Upper. Sealed floor models - from Jan 2005 onwards.
	KX4753	TA510G Lower. Sealed floor models - from Jan 2005 onwards.
	KX4754	DP120G Upper. Sealed floor models - from May 2005 onwards.
	KX4755	DP120G Lower. Sealed floor models - from May 2005 onwards.
2	KX4775	Lower TA5G from late 2004 - Jan 2005. Latching rails and heavy duty catch.
	KX4777	Lower TA510G from late 2004 - Jan 2005. Latching rails and heavy duty catch.
	KX4779	Lower DP120G from late 2004 - May 2005. Latching rails and heavy duty catch.
3	KX4785	Upper TA5G 6' from 2000 - Jan 2005.
	KX4785/7	Upper TA5G 7' from 2000 - Jan 2005.
	KX4786	Lower TA5G from 2000 - late 2004.
	KX4787	Upper TA510G 6' from 2000 - Jan 2005.
	KX4787/7	Upper TA510G 7' from 2000 - Jan 2005.
	KX4788	Lower TA510G from 2000 - late 2004.
	KX4789	Upper DP120G from 2000 - May 2005.
	KX4790	Lower DP120G from 2000 - late 2004.
4	KX4875	Upper TA5G 6' 1998/1999.
	KX4875/7	Upper TA5G 7' 1998/1999.
	KX48755	Lower TA5G 1998/1999.
	KX4876	Upper TA510G 6' 1998/1999.
	KX4876/7	Upper TA510G 7' 1998/1999.
	KX48765	Lower TA510G 1998/1999.
	KX4877	Upper DP120G 1998/1999.
	KX48775	Lower DP120G 1998/1999.

**When transporting livestock, full use should be made of partitions to ensure that the animals are not thrown about by the motion of the vehicle. This is one of the provisions of the Transit of Animals Regulations, and it is most important for the safe towing of the trailer.**



TA510 12' with optional ramp gate extensions



# Model Specific

## Livestock Cross Divisions - Large cross divisions from current sealed floor - Pre-98

Large cross divisions are used in trailers without decks when cattle are being carried.

KX4765	TA5G 6' Sealed floor models from Jan 2005 onwards.
KX4765/7	TA5G 7' Sealed floor models from Jan 2005 onwards.
KX4766	TA510G 6' Sealed floor models from Jan 2005 onwards.
KX4766/7	TA510G 7' Sealed floor models from Jan 2005 onwards.
KX4767	DP120G Sealed floor models from May 2005 onwards.
KX4770	TA5G 6' From late 2004 – Jan 2005.
KX4770/7	TA5G 7' From late 2004 – Jan 2005.
KX4771	TA510G 6' From late 2004 – Jan 2005.
KX4771/7	TA510G 7' From late 2004 – Jan 2005.
KX4772	DP120G 6' From late 2004 – May 2005.
KX4780	TA5G 6' from 2000 – 2004.
KX4780/7	TA5G 7' from 2004 – 2004.
KX4781	TA510G 6' from 2000 – 2004.
KX4781/7	TA510G 7' from 2000 – 2004.
KX4782	DP120G 6' from 2000 – 2004.
KX4880	TA5G 6' from 1998 – 2000.
KX4880/7	TA5G 7' from 1998 – 2000.
KX4881	TA510G 6' from 1998 – 2000.
KX4881/7	TA510G 7' from 1998 – 2000.
KX4882	DP120G 6' from 1998 – 2000.
KX4852/6	TA5G 6' Suitable for galvanized trailers pre 1998.
KX4852/7	TA5G 7' Suitable for galvanized trailers pre 1998.
KX4853/6	TA510G 6' Suitable for galvanized trailers pre 1998.
KX4853/7	TA510G 7' Suitable for galvanized trailers pre 1998.
KX4854/6	DP120G 6' Suitable for galvanized trailers pre 1998.

When transporting livestock, full use should be made of partitions to ensure that the animals are not thrown about by the motion of the vehicle. This is one of the provisions of the Transit of Animals Regulations, and it is most important for the safe towing of the trailer.



DP120 10' with KX4782 large cross division fitted



To order see pages 4&5 for distributor details or call 0845 4082 505. Prices available on separate Spares Pricelist

## SINGLE HEIGHT LIVESTOCK MODELS

KX4846	Cross Division (Timber). P6e - To partition the trailer when carrying certain livestock (fits livestock variant only).
KX4874	Cross Division. P6/8G.
KX4874/5	Cross Division. P6/8 (5' headroom) - Standard cross division.
KX4870	Cross Division. TA5 (4' headroom) Standard cross division.
KX4760	Cross Division. To suit later type TA5G 4' headroom (models with tapered rear pillars).

**When transporting livestock, full use should be made of partitions to ensure that the animals are not thrown about by the motion of the vehicle. This is one of the provisions of the Transit of Animals Regulations, and it is most important for the safe towing of the trailer.**



TA5 10' (4' headroom)



P6G livestock trailer fitted with KX4874 cross division


To order see pages 4&5 for distributor details or call 0845 4082 505. Prices available on separate Spares Pricelist



# Model Specific

## Livestock Cross Division Parts

- 1 C00600 Swivel Handle. Part of the Spring Bolt. Used on cross divisions from 2000 - 2004.  
P1236 Knob 8mm. Used with C00600. Used on cross divisions from 2000 - 2004.
- 2 AS4779 Catch. Used on cross divisions from 2000 - 2004.  
C11975 Anti Lift Bracket. Used alongside the catch on cross divisions from 2000 - 2004.
- 3 AS5870 Spring Bolt. Used on all large cross divisions from 1998.
- 4 C05273 Spring Bolt Receiver. Fixed to the roof of the trailer.
- 5 C05274 Spring Bolt Receiver. Double Receiver. Fixed to the roof of the trailer.
- 6 C15227 Receiver Channel. For spring bolts of large cross divisions.
- 7 C74419 Pivot Bush. Bolted to the livestock deck, this nylon bush acts as a pivot for the upper cross divisions.
- 8 P1171 Spring. For the spring bolts. Used on cross divisions up to 2004.
- 9 P1179 Spring. For the spring bolts. Used on cross divisions up to 2000.
- 10 P12871 Return Spring. Used on cross divisions from 2004.
- 11 KS4183 Cross Division Pivot Bracket Assembly. TA5G/TA510G Jan 2005 onwards.  
KS4184 Cross Division Pivot Bracket Assembly. DP120 Jan 2005 onwards
- 12 C11973 Locating Bracket. Latch side, lower. Fitted to the outside of the trailer to hold a stowed cross division. Used till end of 2005.
- 13 C11974 Locating Bracket. Latch Side, Centre. Fitted to the outside of the trailer to hold a stowed cross division. Used till end of 2005
- 14 C14208 Locating Bracket. Hinge side, centre. Fitted to the outside of the trailer to hold a stowed cross division. Used till end of 2005.
- 15 C12005 Cross Division Storage Base. Fitted to the front outside panel to hold a stowed cross division. Used since early 2006.  
C02005 Cross Division Storage Base Retaining Pin.  
P1110/LS Cross Division Storage Linch Pin.



To order see pages 4&5 for distributor details or call 0845 4082 505. Prices available on separate Spares Pricelist







TA510 12' with optional ramp gate extensions



DECK COMPONENTS

- 1 AS4192 **Deck Retainer.** Holds the decks in the raised position.
- 2 C14542 **Receiver Bracket.** Fitted to the deck side rail to locate the deck braces.
- 3 P1074 **Butt Hinge.** Used to hinge the front deck to the front panel.
- 4 P1075 **Double Knuckle Hinge.** Used to hinge inner and outer sections of the folding side decks together.
- 5 C44934 **Outer Deck Hinge Leaf.** Used to hinge the outer side deck to the side of the trailer. Requires F0334Z bolts for the 2 leaf hinge & F0332Z bolts for the 3 leaf hinge & F1051 nuts.
- C12240 **Deck Brace.** TA5G
- C12241 **Deck Brace.** TA510G
- C12242 **Deck Brace.** DP120G
- 6 AS1963 **Deck Brace Slider Assembly.** Must be fitted to the front deck brace to prevent front deck instability and also used when deck bars are locating small lower cross divisions without the decks being deployed (small cross divisions used as pens). Two required per deck bar.
- 7 AS1868 **Side Arm Assembly Right hand.** Compatible with AS1860,61, 62 & AS1960, 61 & 62 rear barriers.
- 8 AS1869 **Side Arm Assembly Left hand.** Compatible with AS1860,61,62 & AS1960, 61 & 62 rear barriers.
- 9 KS3210 **Rear Barrier Retrofit Kit.** Enables the conversion of AS1960,61 & 62 rear barriers to the latest system. Compatible with TA5G, TA510G & DP models.



To order see pages 4&5 for distributor details or call 0845 4082 505. Prices available on separate Spares Pricelist

# Model Specific

## Livestock - Guide to Rear Deck Barriers



DP120 12' with Easy load sheep deck and cross division

To order see pages 4&5 for distributor details or call 0845 4082 505. Prices available on separate Spares Pricelist

1 Model	Fixed deck system (up to Feb 2007)	Tilting deck system (Feb 2007 – early 2010)	Easy lift Tilting deck system (Early 2010 – present)
TA5G	AS1860	AS1960	AS1960-NB
TA510G	AS1861	AS1961	AS1961-NB
DP	AS1862	AS1962	AS1962-NB

C44190	<b>Drop Leaf Rear Deck.</b> TA5G used with the tilting deck system (Feb 2007 onwards) Final removable deck section.		
2 C44191	<b>Drop Leaf Rear Deck.</b> TA510G used with the tilting deck system (Feb 2007 onwards) Final removable deck section		
C44192	<b>Drop Leaf Rear Deck.</b> DP used with the tilting deck system (Feb 2007 onwards) Final removable deck section		



To order see pages 4&5 for distributor details or call 0845 4082 505. Prices available on separate Spares Pricelist

	KS0046	Ramp Gates (pair). P6/8 Aluminium rampgates.
	C14737	Rampgate Bracket. P6e RH upper rampgate support bracket fits inside canopy.
1	C14738	Rampgate Bracket. P6e LH upper rampgate support bracket fits inside canopy.
	KS2991	Ramp Gates (pair). TA5 current production version.
	KS29911	Ramp Gate RH. TA5 current production version.
	KS29912	Ramp Gate LH. TA5 current production version.
	KS2993	Ramp Gates (pair). TA510 current production version.
	KS29931	Ramp Gate RH. TA510 current production version.
	KS29932	Ramp Gate LH. TA510 current production version.
	KS2995	Ramp Gates (pair). DP120 current production version.
	KS29951	Ramp Gate RH. DP120 current production version.
	KS29952	Ramp Gate LH. DP120 current production version.
2	C49930	Ramp Gate Pivot. Used on current TA5G, TA510G & DP120G models.
	C24221	Ramp Gate Retaining Pin. Used on current TA5G, TA510G & DP120G models.
	C04207	Rampgate Pin. Used to secure the lower (pivot) leg of the rampgate in the trailer floor.
	C14732	Rampgate Catch. Allows one rampgate to hold the other closed.
	KS0044	Ramp Gates (pair). TA5G. For trailers manufactured before 1998.
	KS0045	Ramp Gates (pair). TA510G & DP120G. For trailers manufactured before 1998.
	KS0071	Ramp Gates (pair). Horsebox container rampgate kit (rear ramp).
3	KX4890	Ramp Gate Extension. TA5/510 rampgate extension (2' wide) allows the ramp gate to be extended for better stock control.
4	KX4891	Ramp Gate Extension. DP120 rampgate extension (4' wide) allows the ramp gate to be extended for better stock control.
5	C24220	Retaining Pin. For Rampgate extensions on TA5, 510 & DP120 models. Also secures P6 & P8 ramp gates.
6	C14209	Locating Bracket. Rampgate extension bracket, also used on some earlier cross division front panel mountings.
7	C75363	Capping Insert. fits into end of ramp gate vertical member to hold hinge or retainer pieces.
	AS3040	Wooden Back Rail. Fits the P6E & P7E.
	KS2970	Aluminium Back Rail. Fits above the rear ramp on the TA5G 6' low ramp model.
	KS2971	Aluminium Back Rail. Fits above the rear ramp on the TA5G 7' low ramp model.
	KS2972	Aluminium Back Rail. Fits above the rear ramp on the TA5G 7' deck model.
	KS2974	Aluminium Back Rail. Fits above the rear ramp on the TA510G 6' low ramp model.
	KS2975	Aluminium Back Rail. Fits above the rear ramp on the TA510G 7' low ramp model.



TA5 12' with ramp gate extensions in use.















# Model Specific

## Livestock - DP120S Accessories, Sump Tanks & GRP Wind Deflectors



DP120 14' Tri-axle with decks and KX4920 Sump tank fitted

### SUMP TANK KITS ETC.

-  **1 KX4900 Sump Tank Kit TA5.** Includes tank with screw-off lids, a pair of floor drain points, rear dam & all fasteners required to install (This kit is dealer fit only).\*
-  **KX4910 Sump Tank Kit TA510.** Includes tank with screw-off lids, a pair of floor drain points, rear dam & all fasteners required to install (This kit is dealer fit only).\*
-  **KX4920 Sump Tank Kit DP120S.** Includes tank with screw-off lids, a pair of floor drain points, rear dam & all fasteners required to install (This kit is dealer fit only).\*
-  **2 KS4925 Sump Drain Cap.** Black screw-off cap complete with seal & fixing chain.
- C12032 Skid & Tank Support.** R/H DP120S.
- C12033 Skid & Tank Support.** L/H DP120S.
-  **KX0245 Skid Carrier & Propstands.** For DP120 "Sealed floor" carrier, legs and brackets (Loading skids not included - Trailers from Serial Number 451329 onwards).
-  **KX1130 Headboard.** To fit the DP120 sealed floor.
-  **KX1140 Headboard.** DP120S 2010+.
-  **3 KX4949 Chassis Mounted Spare Wheel Bracket.** For the DP120S. Can allow for greater manoeuvrability between vehicle and trailer than the standard drawbar fitted bracket.
- C12223 Spare Wheel Bracket.** Drawbar mounted DP120S.
-  **4 KX2160 GRP Front Installation Kit.** TA5G 6' & TA5G 7', the kit includes all brackets & fasteners.
-  **KX2162 GRP Front Installation Kit.** TA510G 6', the kit includes all brackets & fasteners.
-  **KX2163 GRP Front Installation Kit.** TA510G 7', the kit includes all brackets & fasteners.
-  **KX2164 GRP Front Installation Kit.** DP120, the kit includes all brackets & fasteners.

\* Distributor fit only. Fitting charges may apply.



**KX4950 Container Removal Kit.** Includes four adjustable legs, fittings and adjustment tool and guide to removing and re-fitting your DP120 container. If you have a Tri Axle trailer and are interested in this item, please contact our technical department for advice prior to purchase.



To order see pages 4&5 for distributor details or call 0845 4082 505. Prices available on separate Spares Pricelist



LM146 with KX1060 dropside kit fitted

### DROPSIDE KITS \*

KX1000	<b>Dropside Kit.</b> LT/LM85 including headboard.
KX1001	<b>Dropside Kit.</b> LT/LM85 Contains dropsides & tailboard (no headboard).
KX1010	<b>Dropside Kit.</b> LT/LM105 including headboard.
KX1011	<b>Dropside Kit.</b> LT/LM105 Contains dropsides & tailboard (no headboard).
KX1020	<b>Dropside Kit.</b> LT/LM125 including headboard.
KX1021	<b>Dropside Kit.</b> LT/LM125 Contains dropsides & tailboard (no headboard).
KX1040	<b>Dropside Kit.</b> LT/LM106 including headboard.
KX1041	<b>Dropside Kit.</b> LM/LT106G Dropsides, tailboard (no headboard).
KX1050	<b>Dropside Kit.</b> LT/LM126 including headboard.
KX1051	<b>Dropside Kit.</b> LT/LM126 Contains dropsides & tailboard (no headboard).
KX1055	<b>Dropside Kit.</b> LM/LT126. For a trailer with ramp fitted.
KX1060	<b>Dropside Kit.</b> LT/LM146 including headboard.
KX1061	<b>Dropside Kit.</b> LT/LM146 Contains dropsides & tailboard (no headboard).
KX1060/76	<b>Dropside Kit.</b> LT/LM147 (2.3m wide) including headboard.
KX1070	<b>Dropside Kit.</b> LT/LM166 including headboard.
KX1072	<b>Dropside Kit.</b> CT166 contains dropsides & headboard.
KX1071	<b>Dropside Kit.</b> LT/LM166 Contains dropsides & tailboard (no headboard).
KX1070/76	<b>Dropside Kit.</b> LT/LM167 including headboard.
KX1073	<b>Dropside Kit.</b> CT167 including headboard.
KX1081	<b>Dropside Kit.</b> LM186 including headboard.
KX1081/76	<b>Dropside Kit.</b> LM187G including headboard.

\* Dropside kits include centre pillars, rear pillars, tailboard and fixing kit. Available with or without headboard.

### DROPSIDE KITS \*






AS2270	<b>Dropside.</b> LT/LM 85 - Right hand dropside panel.
AS2271	<b>Dropside.</b> LT/LM 85 - Left hand dropside panel.
AS2250	<b>Dropside.</b> LT/LM 10' - Right hand dropside panel (5' panel).
AS2251	<b>Dropside.</b> LT/LM 10' - Left hand dropside panel (5' panel).
AS2255	<b>Dropside.</b> LT/LM 12' - Right hand dropside panel (6' panel).
AS2256	<b>Dropside.</b> LT/LM 12' - Left hand dropside panel (6' panel).
AS2260	<b>Dropside.</b> LT/LM 14' - Right hand dropside panel (7' panel).
AS2261	<b>Dropside.</b> LT/LM 14' - Left hand dropside panel (7' panel).
AS2265	<b>Dropside.</b> LT/LM 16' - Right hand dropside panel (8' panel).
AS2266	<b>Dropside.</b> LT/LM 16' - Left hand dropside panel (8' panel).
AS5190	<b>Support Hinge.</b> LT/LM Part of RH dropside panel - this is the right hand hinge on this panel.
AS5191	<b>Support Hinge.</b> LT/LM Part of RH dropside panel - this is the left hand hinge on this panel.
AS5195	<b>Support Hinge.</b> LT/LM Part of RH dropside panel - this is the centre pillar on this panel.
AS5192	<b>Support Hinge.</b> LT/LM Part of LH dropside panel - this is the right hand hinge on this panel.
AS5193	<b>Support Hinge.</b> LT/LM Part of LH dropside panel - this is the left hand pillar on this panel.
AS5194	<b>Support Hinge.</b> LT/LM Part of LH dropside panel - this is the centre hinge on this panel.
KS5262	<b>Centre Pillar.</b> Complete with lynch pins LT/LM/TT/CT.
KS5263	<b>Rear Pillar.</b> Right hand, complete with lynch pins LT/LM/CT.
KS5264	<b>Rear Pillar.</b> Left hand, complete with lynch pins LT/LM/CT.



# Model Specific - Commercial


## Drawbars and Suspension Cross Members

### DRAWBARS

	<b>AS7246</b> Drawbar Set. LT/LM85 – complete Left and Right hand drawbar assemblies.
	<b>AS7232</b> Drawbar Set. LT/LM 5 series – complete Left and Right hand drawbar assemblies.
	<b>AS7237</b> Drawbar Set. LT/LM 6 series – complete Left and Right hand drawbar assemblies.
	<b>AS7230</b> Drawbar Set. LT/LM 7 series – complete Left and Right hand drawbar assemblies.
	<b>AS7251</b> Drawbar Assembly. CT166G/ CT167G – Complete tilting drawbar assembly.

### SUSPENSION CROSS MEMBERS

<b>AS0940A</b>	Suspension Cross Member. Front LT/LM 85G
<b>AS0940B</b>	Suspension Cross Member. Middle/rear LT/LM85G
<b>AS0935A</b>	Suspension Cross Member. Front LT/LM105G/125G
<b>AS0935B</b>	Suspension Cross Member. Middle LT/LM105G/125G
<b>AS0935C</b>	Suspension Cross Member. Rear LT/LM105G/125G
<b>AS0930A</b>	Suspension Cross Member. Front LM 6
<b>AS0930B</b>	Suspension Cross Member. Middle LM 6
<b>AS0930C</b>	Suspension Cross Member. Rear LM 6 (middle & rear on LM6 Tri-axle models)
<b>AS0945A</b>	Suspension Cross Member. Front LM 7
<b>AS0945B</b>	Suspension Cross Member. Middle LM 7
<b>AS0945C</b>	Suspension Cross Member. Rear LM 7 (middle & rear on LM 7 Tri-axle models)



To order see pages 4&5 for distributor details or call 0845 4082-505. Prices available on separate Spares Pricelist





To order see pages 4&5 for distributor details or call 0845 4082 505. Prices available on separate Spares Pricelist



LT85 with KX1000 dropside kit and AS8416 ladder rack fitted

## FOR THE LT/LM SERIES TRAILERS

1	KX1100	Headboard. LT/LM 85 complete headboard.
	KX1110	Headboard. LT/LM 5 Series complete headboard (Not LT/LM 85).
	KX1120	Headboard. LT/LM 6 Series complete headboard.
	KX1120/76	Headboard. LT/LM 7 Series complete headboard.
	KX6197	Sliding Winch Cover. Sliding cover kit for the middle section of the headboard to allow access for the winch cable.
2	AS2160	Tailboard. LT/LM85 Complete tailboard assembly.
	AS2151	Tailboard. LT/LM5 Series Complete tailboard assembly (Not LT/LM85).
	AS2155	Tailboard. LT/LM6 Series Complete tailboard assembly.
	AS2156	Tailboard. LT/LM7 Series Complete tailboard assembly.
	KS0328	Tailboard. Beavertail 6'6".
	KS0329	Tailboard. Beavertail 7'6".
3	KX1461	Tailboard. Standard CT166G.
	KX8416	Ladder Rack. LT/LM 85 - Open framed design.
	KX8409	Ladder Rack. LT/LM 5 Series - Open framed design (Not LT/LM 85).
	KX8408	Ladder Rack. LT/LM 6 Series - Open framed design.
	KX8449	Ladder Rack. LT/LM 7 Series - Open framed design.
	KX5378	Harvest Ladder. Fits most LT/LM 6 series trailers (Rear sockets have triangles on).
	AS5378	Harvest Ladder Sockets. Allows the fitting of our harvest ladder to LT/LM 6 series trailers.

Please note: LT/LM ladder rack can only be fitted to a trailer with a headboard.

# Model Specific - Commercial

## Ramps, Ramp Spares, Floor Capping, Lighting Plates & CT166, CT167 Spares



LM146 with dropside & meshside kit, winch and KX1420 high ramp and optional propstands fitted

### FOR LT/LM & CT166 MODELS



KX1440	<b>High Ramp.</b> LT/LM 85 series includes hinges and all fittings to convert a trailer which has a tailboard.
KX1430	<b>High Ramp.</b> LT/LM 5 series includes hinges and all fittings to convert a trailer which has a tailboard (Not LT/LM85).
KX1420	<b>High Ramp.</b> LT/LM 6 series Includes hinges and all fittings to convert a trailer which has a tailboard.
KX1425	<b>High Ramp.</b> LT/LM 6 beavertail Includes hinges and all fittings to convert a trailer which has a tailboard.
KX1420/76	<b>High Ramp.</b> LT/LM 7 series Includes hinges and all fittings to convert a trailer which has a tailboard.
KX1460	<b>High Ramp.</b> CT166 Approx. 1 metre high to convert the standard short tailboard/ramp.
P1189	<b>Gas Spring.</b> CT166/167 models fitted with 1 metre high ramp.
C17264	<b>Gas Strut Mounting Bracket.</b> Lower. CT166/167 Ramp.
KS5280	<b>Rear Ramp Pillar.</b> Right hand LT/LM, complete with Linch Pins.
KS5281	<b>Rear Ramp Pillar.</b> Left hand LT/LM, complete with Linch Pins.
KS5285	<b>Rear Ramp Pillar.</b> Right hand Beavertail, complete with Linch Pins.
KS5286	<b>Rear Ramp Pillar.</b> Left hand Beavertail, complete with Linch Pins.

Adding a high ramp to the LT/LM Trailer range, will really save you time when loading and unloading wheeled equipment such as mowers.

### FLOOR CAPPING & LIGHTING PLATES

C15004	<b>Rear Floor Capping.</b> LT/LM 85, protects the rear edge of the ply floor panel.
C15002	<b>Rear Floor Capping.</b> LM 5, protects the rear edge of the ply floor panel.
C15001	<b>Rear Floor Capping.</b> LM6, protects the rear edge of the ply floor panel.
C14996	<b>Rear Floor Capping.</b> LM7, protects the rear edge of the ply floor panel.
C10199	<b>Lighting Plate.</b> Pre punched and formed rear light plate LT/LM85G.
C10200	<b>Lighting Plate.</b> Pre punched and formed rear light plate LT/LM 5 Range.
C10201	<b>Lighting Plate.</b> Pre punched and formed rear light plate LT/LM 6 Range.
C10203	<b>Lighting Plate.</b> Pre punched and formed rear light plate LM 7 Range.

### CT166/167 SPARES

1 AS7261	<b>Rear Support Bracket.</b> Bolted to the back of the CT166/167 to protect the chassis when body is tilted.
2 P1011	<b>Body Clamp.</b> Fitted to the drawbar to secure body of CT166/167.
3 P1011P	<b>Body Clamp Receiver Plate.</b>
4 P11415	<b>Manual Pump.</b>
P11415H	<b>Manual Pump Handle.</b>
5 P1139	<b>Hydraulic Ram.</b> 2 required per trailer.



To order see pages 4&5 for distributor details or call 0845 4082 505. Prices available on separate Spares Pricelist

To order see pages 4&5 for distributor details or call 0845 4082 505. Prices available on separate Spares Pricelist



LM146 with KX8568 meshside kit (trailer already has a ramp, winch and dropsides kit fitted)

### MESH SIDE KITS

KX8553	<b>Mesh Side Kit.</b> LT/LM 85 trailers fitted with a tailboard.
KX8567	<b>Mesh Side Kit.</b> LT/LM 85 trailers fitted with a ramp.
KX8554	<b>Mesh Side Kit.</b> LT/LM105 trailers fitted with a tailboard.
KX8572	<b>Mesh Side Kit.</b> LT/LM105 trailers fitted with a ramp.
KX8559	<b>Mesh Side Kit.</b> LT/LM106 trailers fitted with a tailboard.
KX8573	<b>Mesh Side Kit.</b> LT/LM106 trailers fitted with a ramp.
KX8590	<b>Mesh Side Kit.</b> LT/LM125 trailers fitted with a tailboard.
KX8592	<b>Mesh Side Kit.</b> LT/LM125 trailers fitted with a ramp.
KX8591	<b>Mesh Side Kit.</b> LT/LM126 trailers fitted with a tailboard.
KX8593	<b>Mesh Side Kit.</b> LT/LM126 trailers fitted with a ramp.
KX8562	<b>Mesh Side Kit.</b> LT/LM146 trailers fitted with a tailboard.
KX8568	<b>Mesh Side Kit.</b> LT/LM146 trailers fitted with a ramp.
KX8662	<b>Mesh Side Kit.</b> LT/LM147 trailers fitted with a tailboard.
KX8668	<b>Mesh Side Kit.</b> LT/LM147 trailers fitted with a ramp.
KX8563	<b>Mesh Side Kit.</b> LT/LM166/CT166 trailers fitted with a tailboard.
KX8569	<b>Mesh Side Kit.</b> LT/LM166/CT166 trailers fitted with a ramp.
KX8672	<b>Mesh Side Kit.</b> LT/LM167/CT167 trailers fitted with a tailboard.
KX8678	<b>Mesh Side Kit.</b> LT/LM167/CT167 trailers fitted with a ramp.
KX8577	<b>Mesh Side Kit.</b> LM186 trailers fitted with a tailboard.
KX8578	<b>Mesh Side Kit.</b> LM186 trailers fitted with a ramp.
KX8682	<b>Mesh Side Kit.</b> LT/LM187 trailers fitted with a tailboard.
KX8688	<b>Mesh Side Kit.</b> LT/LM187 trailers fitted with a ramp.

### MESH SIDE COMPONENTS

AS8427	<b>Mesh Side Panel.</b> LT/LM85 8' individual mesh side panel.
AS0191	<b>Mesh Side Panel.</b> LT/LM/TT 10' individual mesh side panel.
AS0221	<b>Mesh Side Panel.</b> LT/LM 12' individual mesh side panel.
AS8448	<b>Mesh Side Panel.</b> LT/LM 14' individual mesh side panel.
AS8441	<b>Mesh Side Panel.</b> LT/LM 16' right hand individual mesh side panel.
KX8596	<b>Tie Bar Brace.</b> For mesh sides on LM/LT1*6.
KX8597	<b>Tie Bar Brace.</b> For mesh sides on LT/LM1*5.
AS8412	<b>Ladder Rack.</b> LT/LM 5 series - incorporating mesh panel, for use with mesh sides (Not LT/LM 85).
AS8417	<b>Ladder Rack.</b> LT/LM 6 series - incorporating mesh panel, for use with mesh sides.
AS8429	<b>Ladder Rack.</b> LT/LM85 - incorporating mesh panel, for use with mesh sides.
AS8424	<b>Mesh Rear Panel.</b> LT/LM 5 series, used with mesh sides, the rear panel fits over the tailboard (Not LT/LM85).
AS8426	<b>Mesh Rear Panel.</b> 6 series, used with mesh sides, the rear panel fits over the tailboard.
AS8428	<b>Mesh Rear Panel.</b> LT/LM85, used with mesh sides, the rear panel fits over the tailboard.
KS5267	<b>Rear Pillar for Mesh Sides.</b> Right hand complete with lynch pins. LT/LM/CT.
KS5268	<b>Rear Pillar for Mesh Sides.</b> Left hand complete with lynch pins. LT/LM/CT.
KS5266	<b>Centre Pillar for Mesh Sides.</b> Complete with lynch pins. LT/LM/CT.



### DROPSIDES, HEADBOARDS & TAILBOARDS

AS2175 Tailboard. TT85G (post May 2000).

AS2176 Tailboard. TT105G.

KS0332 Tailboard. TT126G.

AS2216 Headboard. TT85G Incorporates ladder rack.

KX1110 Headboard. TT105G.

KX1120 Headboard. TT126G.

AS2270 Dropside. Right hand side TT85G.

AS2271 Dropside. Left hand side TT85G.

AS2250 Dropside. Right hand side TT105G.

AS2251 Dropside. Left hand side TT105G.

AS2255 Dropside. Right hand side TT126G.

AS2256 Dropside. Left hand side TT126G.

1 KS5041 Rear Pillar. Right hand side for TT126G, TT105G & TT85G (post May 2000) Complete with locking handle and linch pin.

KS5042 Rear Pillar. Left hand side for TT126G, TT105G & TT85G (post May 2000) Complete with locking handle and linch pin.



### DEDICATED SPARE PARTS & ACCESSORIES

2 P1096 Linch Pin. Used to secure the tailboard.

3 C00178 Tailboard Locking Handle. Used on standard and mesh rear pillars to secure the tailboard.


P1194 End Cap. Fitted to the end of C00178 locking handle.

KS3990 Mudflap Kit. One pair includes hinges and fittings.

C10163 Pump Mounting Platform. Compatible with the Fluidlink pump.

C20125 Body Prop. Used on the TT85G, TT105G & TT126G.

4 KX0227 Propstand Kit. A pair of propstands, complete with bolt on spigots and full fixing kit.



### DRAWBARS & SUSPENSION CROSS MEMBERS

AS7235 Drawbar Set. TT105G. Left and Right hand side.

AS7205 Drawbar Set. TT126G. Left and Right hand side.

AS0935B Suspension Cross Member. TT105G Front.

AS0935C Suspension Cross Member. TT105G Middle & Rear.

AS0930C Suspension Cross Member. TT126G (4 used per trailer).



TT85 with electric hydraulic pump

### LOADING SKIDS

KX5566 Loading Skids. A pair of 1.8m (6') formed steel loading skids. Suitable for the TT105G & TT126G. Suitable for trailers manufactured after May 1996 with side by side stowage.

KX5568 Loading Skids. A pair of 2.5m (8') formed steel loading skids. Suitable for the TT105G & TT126G. Suitable for trailers manufactured after May 1996 with side by side stowage.

KX5596 Loading Skids. A pair of 1.8m (6') lightweight aluminium loading skids. Suitable for the TT105G & TT126G. Suitable for trailers manufactured after May 1996 with side by side stowage.

KX5598 Loading Skids. A pair of 2.5m (8') Lightweight aluminium loading skids. Suitable for the TT105G & TT126G. Suitable for trailers manufactured after May 1996 with side by side stowage.



TT105 with optional propstands and KX8581 mesh side kit fitted



## MESH SIDE KITS




- KX8570 Mesh Side Kit.** TT85 Mesh side kit including mesh ladder rack, rear panel and all fittings. For trailers fitted with a tailboard.
- KX8581 Mesh Side Kit.** TT105 Split mesh side kit including mesh ladder rack, rear panel and all fittings. For trailers fitted with a tailboard.
- KX8586 Mesh Side Kit.** TT126 Split mesh side kit including mesh ladder rack, rear panel and all fittings. For trailers fitted with a tailboard.

## MESH SIDE COMPONENTS

- AS9782 Mesh Side Panel.** TT85 Individual mesh side panel.
- AS9780 Mesh Front Panel.** For use with mesh sides, fits over the fixed ladder rack on the TT85 models.
- AS9781 Mesh Rear Panel.** TT85G, Used with mesh sides, the rear panel fits over the tailboard.
- AS0187 Mesh Rear Panel.** TT105, Used with mesh sides, the rear panel fits over the tailboard.
- AS0700 Mesh Rear Panel.** TT126, Used with mesh sides, the rear panel fits over the tailboard.
- KS5045 Rear Mesh Pillar.** Right hand side for TT85G (post May 2000) Includes locking handle and linch pin.
- KS5046 Rear Mesh Pillar.** Left hand side for TT85G (post May 2000) Includes locking handle and linch pin.
- KS5043 Rear Mesh Pillar.** Right hand side for TT105G & TT126G Includes locking handle and linch pin.
- KS5044 Rear Mesh Pillar.** Left hand side for TT105G & TT126G Includes locking handle and linch pin.
- KS5266 Centre Mesh Pillar.** For TT105G & TT126G Includes linch pins.

# Model Specific - Commercial Tipper Range, Electrical, Heavy Duty Battery Components

- 1 P0655 Battery. 102 Ah heavy duty battery.
- 2 C15507 Battery Clamp Plate. Secures the battery on the current Tipper range.
- 3 P0656 Terminal Nuts. For our heavy duty battery P0655 (one each Red/Black).
- 4 P0670 Isolator Switch. Supplied with one removable key.
- 5 P0670A Isolator Key. Spare key for switch above.
- 6 P0733 Battery Cable (red). 16mm<sup>2</sup> flexible heavy duty cable (per metre).
- 7 P0734 Battery Cable (black). 16mm<sup>2</sup> flexible heavy duty cable (per metre).
- 8 P1127 Connector. 2 pole electrical connector for winch or tipper applications (2 required for plug/socket connection).
- 9 P0728 Crimp Terminal. For 16mm<sup>2</sup> cables.



To order see pages 4&5 for distributor details or call 0845 4082 505. Prices available on separate Spares Pricelist



To order see pages 4&5 for distributor details or call 0845 4082 505. Prices available on separate Spares Pricelist



**FOR MANUAL PUMP**

- 1 **P11305 Pump.** Hand pump used on Tipping trailer TT85.
- P11415H Pump Handle.** For the TT85 tipper trailer (manual pump).
- 2 **P11306 Socket Casting.** Receiver for pump handle.
- 3 **P11308 Filler Cap.** For both hand pumps.
- 4 **P11309 Release Valve.** For both hand pumps.



- 5 **P1131 Hydraulic Ram.** Hydraulic lifting ram for TT85 Tipping trailers.
- 6 **P11310 Hydraulic Ram.** Hydraulic lifting ram for the TT105G & TT1126G trailers.
- 7 **P1139 Hydraulic Ram.** For the CT166 and CT167 models (2 required per trailer).
- 8 **P11311 Seal Kit.** For TT105 hydraulic ram. (P11310)
- P11312 Seal Kit.** For TT85 hydraulic ram (P1131)



# Model Specific - Commercial Tipper Range, Hydraulic Power Pack

P11974 Hydraulic Power pack has been fitted on the TT85G since 10/12/06 TT105G & TT126G since 19/03/07

**Ifor Williams  
Parts**

Page  
125

To order see pages 4&5 for distributor details or call 0845 4082 505. Prices available on separate Spares Pricelist



## SPARES FOR FENNER/SPX HYDRAULIC POWER PACKS

- 1 P11972 Controller. Hand controller and weatherproof plug.
- 2 P119714 Solenoid. For the Fenner/SPX Hydraulic power units.
- 3 P119722 Pump Handle. For the manual pump section.
- 4 P119715 Release Solenoid. For the release valve.
- 5 P1244 End Plug. Round blanking plug.
- 6 P119724 Manual Release Screw. Including seal.
- 7 P119716 Hand Pump Cartridge. For the manual pump section.
- 8 P119713 Filler Cap. Incorporating breather.
- 9 P0670 Isolator Switch. Battery isolator switch supplied with one removable key.
- 10 P07255 Aqua Safe Plug and Socket. Waterproof plug and socket used for the interior lamp connector on DP trailers and the handset connection on tipper.
- 11 P0670A Isolator Key. Spare key for isolator switch.
- P119712 Tank. Plastic Reservoir for the Fenner/SPX Hydraulic.
- P119710 Motor. Replacement motor.
- P119720 Release Valve Cartridge.



- 12 P11974 Hydraulic Power Pack. FG525 12v.
- 13 P11974BC Battery Cables.
- 14 P11974SF Suction Filter.
- 15 P11974DD Drive Dog.
- 16 P11974EP 3-Pin Handset Plug.
- 17 P11974ES 3-Pin Handset Socket.
- 18 P11974FC Filler Cap.
- 19 P11974H Pump Handle.
- 20 P11974HH Hydraulic Hose.
- 21 P11974HS Handset & Lead.
- P119745LC Coil for Lowering Valve. For model FG525, not compatible with FG515 alone please change valve complete.
- 22 P119745LV Lowering Valve Complete. Compatible with FG515 & FG525 models.
- P119745LVNC Lowering Valve (no coil). For model FG525, not compatible with FG515 alone please change valve complete.
- 23 P11974M Motor.
- 24 P11974MC Motor Cover.
- 25 P11974MV Manual Lowering Valve.
- 26 P11974P Pump Kit.
- 27 P11974SC Seal kit (O Rings).
- 28 P11974SS Start Solenoid. Compatible with FG525 & FG515 (when copper strip fitted)
- 29 P11974T Tank Kit.





## TAILBOARDS & FITTINGS

KS0230	Tailboard. GD4 Series complete tailboard assembly and fittings.
KS0231	Tailboard. GD5 Series complete tailboard assembly and fittings.
KS0232	Tailboard. GD6 Series complete tailboard assembly and fittings.
AS4992	Tailboard Hinge. RH hinge weld assembly.
AS4993	Tailboard Hinge. LH hinge weld assembly.
1 AS5087	Spring Bolt. Used to secure the tailboard.

## RAMPS & FITTINGS

KS8511	Rear Ramp. GD4 series complete rear ramp.
KS8513	Rear Ramp. GD5 series complete ramp.
KS8518	Rear Ramp. GD6 series complete ramp.
2 P1168	Ramp Tension Spring.
3 AS5870	Spring Bolt. Used to secure the ramp.

## LADDER RACKS

AS8504	Ladder Rack. GD4 Series – Open framed design.
AS8505	Ladder Rack. GD5 Series – Open framed design.
AS8506	Ladder Rack. GD6 Series – Open framed design.

## BODY PANEL & LIGHT BRACKETS

C11080	Front Panel. GD4.
C11081	Front Panel. GD5.
C11082	Front Panel. GD6.
C11070	Right Hand Side Panel. GD64.
C11071	Left Hand Side Panel. GD64.
C11072	Right Hand Side Panel. GD84/85.
C11073	Left Hand Side Panel. GD84/85.
C11074	Right Hand Side Panel. GD105/106.
C11075	Left Hand Side Panel. GD105/106.
C11076	Right Hand Side Panel. GD125/126.
C11077	Left Hand Side Panel. GD125/126.
4 AS4990	Light Bracket. Right hand Imperial.
AS4991	Light Bracket. Left hand Imperial.
AS4994	Front Corner Bracket. Right hand GD Imperial.
AS4995	Front Corner Bracket. Left hand GD Imperial.

## MESH SIDE COMPONENTS




AS8530	Mesh Side Panel. GD64 Right hand mesh panel.
AS8531	Mesh Side Panel. GD64 Left hand mesh panel.
AS8532	Mesh Side Panel. GD84/85 Right hand mesh panel.
AS8533	Mesh Side Panel. GD84/85 Left hand mesh panel.
AS8534	Mesh Side Panel. GD105 Right hand mesh panel.
AS8535	Mesh Side Panel. GD105 Left hand mesh panel.
AS8540	Mesh Side Panel. GD125/126 Right hand mesh panel.
AS8541	Mesh Side Panel. GD125/126 Left hand mesh panel.
AS8550	Ladder Rack. GD4 Series – Incorporating mesh panel.
AS8551	Ladder Rack. GD5 Series – Incorporating mesh panel.
AS8552	Ladder Rack. GD6 Series – Incorporating mesh panel.
AS8547	Mesh Rear Panel. GD4 Series, used with mesh sides, the rear panel fits over the tailboard.
AS8546	Mesh Rear Panel. GD5 Series, used with mesh sides, the rear panel fits over the tailboard.
AS8549	Mesh Rear Panel. GD6 Series, used with mesh sides, the rear panel fits over the tailboard.

## MESH SIDE KITS










KX8530A	Mesh Side Kit. GD64 trailers fitted with a tailboard.
KX8530	Mesh Side Kit. GD64 trailers fitted with a ramp.
KX8532A	Mesh Side Kit. GD84 trailers fitted with a tailboard.
KX8532	Mesh Side Kit. GD84 trailers fitted with a ramp.
KX8533A	Mesh Side Kit. GD85 trailers fitted with a tailboard.
KX8533	Mesh Side Kit. GD85 trailers fitted with a ramp.
KX8534A	Mesh Side Kit. GD105 trailers fitted with a tailboard.
KX8534	Mesh Side Kit. GD105 trailers fitted with a ramp.
KX8536A	Mesh Side Kit. GD125 trailers fitted with a tailboard.
KX8536	Mesh Side Kit. GD125 trailers fitted with a ramp.
KX8538A	Mesh Side Kit. GD106 trailers fitted with a tailboard.
KX8538	Mesh Side Kit. GD106 trailers fitted with a ramp.
KX8540A	Mesh Side Kit. GD126 trailers fitted with a tailboard.
KX8540	Mesh Side Kit. GD126 trailers fitted with a ramp.



### TAILBOARDS & FITTINGS

	KS3108	Tailboard Kit. GD5 Metric.
	KS3109	Tailboard Kit. GD4 Metric.
	KS3110	Tailboard Kit. GD6 Metric.
	AS5870	Spring Bolt. To secure the GD tailboard.

### RAMPS & FITTINGS













	KS3100	Ramp Kit. GD4 Metric.
	KS3101	Ramp Kit. GD5 Metric.
	KS3102	Ramp Kit. GD6 Metric.
	1 C30708	Ramp Fastener Handle.
	2 P1088	Ramp Fastener Eye Bolt.
	3 AS0558	Ramp Hinge Tube.
	4 P1246	Hinge Pivot Bush.
	P1189	Gas Spring.
	P1192	Protective Bellows.
	5 AS0598	Gas Strut Bracket. Lower.
	6 C10640	Gas Strut Bracket. Upper.



### LADDER RACKS

	KX0810	Ladder Rack. GD4 - open framed design.
	KX8011	Ladder Rack. GD5 - open framed design.
	KX8012	Ladder Rack. GD6 - open framed design.

















### BODY PANELS, LIGHT BRACKETS & PILLARS

	C12101	Front Panel GD4.
	C12100	Front Panel GD5.
	C12095	Front Panel GD6.
	C12108	Right Hand Side Panel GD6.
	C12109	Left Hand Side Panel GD64.
	C12110	Right Hand Side Panel GD84/85.
	C12111	Left Hand Side Panel GD84/85.
	C12112	Right Hand Side Panel GD105/106.
	C12113	Left Hand Side Panel GD105/106.
	C12114	Right Hand Side Panel GD125/126.
	C12115	Left Hand Side Panel GD125/126.
	AS3112	Rear Pillar. Right hand GD Metric.
	AS3113	Rear Pillar. Left hand GD Metric.
	7 AS3114	Light Bracket. Right hand GD Metric.
	AS3115	Light Bracket. Left hand GD Metric.
	AS4994	Front Corner Bracket. Right hand.
	AS4995	Front Corner Bracket. Left hand.

















GD105 with ramp and meshsides

### MESH SIDE COMPONENTS

	AS3128	Mesh Side Panel. GD64 Right hand.
	AS3129	Mesh Side Panel. GD64 Left hand.
	AS3130	Mesh Side Panel. GD84/85 Right hand.
	AS3131	Mesh Side Panel. GD84/85 Left hand.
	AS3132	Mesh Side Panel. GD105/106 Right hand.
	AS3133	Mesh Side Panel. GD105/106 Left hand.
	AS3134	Mesh Side Panel. GD125/126 Right hand.
	AS3135	Mesh Side Panel. GD125/126 Left hand.
	AS3122	Ladder Rack. GD4'series - incorporating mesh panel.
	AS3123	Ladder Rack. GD5'series - incorporating mesh panel.
	AS3143	Ladder Rack. GD6'series - incorporating mesh panel.
	AS3124	Mesh Rear Panel. GD4 Series, used with mesh sides, the rear panel fits over the tailboard.
	AS3125	Mesh Rear Panel. GD5 Series, used with mesh sides, the rear panel fits over the tailboard.
	AS3126	Mesh Rear Panel. GD6 Series, used with mesh sides, the rear panel fits over the tailboard.
	C12105	Mesh Side Support. Right hand.
	8 C12106	Mesh Side Support. Left hand.

### MESH SIDE KITS

	KX8000A	Mesh Side Kit. GD64 tailboard.
	KX8000	Mesh Side Kit. GD64 ramp.
	KX8002A	Mesh Side Kit. GD84 tailboard.
	KX8002	Mesh Side Kit. GD84 ramp.
	KX8003A	Mesh Side Kit. GD85 tailboard.
	KX8003	Mesh Side Kit. GD85 ramp.
	KX8004A	Mesh Side Kit. GD105 tailboard.
	KX8004	Mesh Side Kit. GD105 ramp.
	KX8006A	Mesh Side Kit. GD125 tailboard.
	KX8006	Mesh Side Kit. GD125 ramp.
	KX8008A	Mesh Side Kit. GD106 tailboard.
	KX8008	Mesh Side Kit. GD106 ramp.
	KX8009A	Mesh Side Kit. GD126 tailboard.
	KX8009	Mesh Side Kit. GD126 ramp.



To order see pages 4&5 for distributor details or call 0845 4082 505. Prices available on separate Spares Pricelist













P6e with tailboard and 145/70R13 tyres



P7e ramp model

## P6e & P7e DEDICATED KITS













	<b>KX8635 Mesh Side Kit P6e.</b> Tailboard models, full mesh sides kit also includes mesh rear panel, mesh ladder rack & all mounting hardware required.
	<b>KX8636 Mesh Side Kit P6e.</b> Ramp models, full mesh sides kit also includes mesh ladder rack & all mounting hardware required.
	<b>KX8638 Mesh Side Kit P7e.</b> Tailboard models, full mesh sides kit also includes mesh rear panel, mesh ladder rack & all mounting hardware required.
	<b>KX8639 Mesh Side Kit P7e.</b> Ramp models, full mesh sides kit also includes mesh ladder rack & all mounting hardware required.
	<b>AS8219 Mesh Ladder Rack.</b> P6E & P7E.
	<b>AS8635 Right Hand Side Mesh Panel.</b> P6E.
	<b>AS8636 Left Hand Side Mesh Panel.</b> P6E.
	<b>AS8637 Mesh Panel over Tailboard.</b> P6E & P7E.
	<b>AS8638 Right Hand Side Mesh Panel.</b> P7E.
	<b>AS8639 Left Hand Side Mesh Panel.</b> P7E.

## BODY PANELS







<b>C14419 Front Panel.</b> P6E/P7E.
<b>C14423 Right Hand Side Panel.</b> P6E.
<b>C14424 Left Hand Side Panel.</b> P6E.
<b>C14426 Right Hand Side Panel.</b> P7E.
<b>C14427 Left Hand Side Panel.</b> P7E.



## P6e & P7e COMMON ACCESSORIES

	<b>1 KX0652 ATV Drawbar.</b> Longer straight drawbar to suit lower ATV couplings. Not suitable for the P7E.
	<b>KX8217 Ladder Rack.</b> Open framed design simply slots into the front of P6e and P7e.
	<b>KS8510 Ramp Kit.</b> Replacement standard ramp - ideal for conversions from tailboard.
	<b>KS8509 Stock Ramp.</b> Replacement ramp with small stock door built in (reversible door).
	<b>2 KS0229 Tailboard.</b> Complete tailboard assembly for P6e or P7e models.
	<b>KX0630A Aluminium Canopy Door.</b> Complete with safety glass for P6e & P7e canopies.
	<b>KX0630B Aluminium Canopy Door.</b> Solid panel (no window) for P6e & P7e canopies.
	<b>KX8612 Lamp Guards.</b> Pair of wire mesh guards to fit over the rear lamps.
	<b>P1388 Tarpaulin.</b> Blue elasticated tarpaulin cover tailored to fit the P6e trailer (tailboard models only).
	<b>P1389 Tarpaulin.</b> Blue elasticated tarpaulin cover tailored to fit the P7e trailer (tailboard models only).
	<b>C49505 Treadplate Floor.</b> Hardwearing aluminium floor for P6e.
	<b>C49506 Treadplate Floor.</b> Hardwearing aluminium floor for P7e.

## SPARE PARTS

	<b>P0567 Jockey Wheel.</b> Simply replaces the existing front propstand.
	<b>3 C14444 Number Plate Panel.</b> Formed steel panel only.
	<b>AS5106 Spare Wheel Carrier.</b> For P6e & P7e with flotation or 145/70R13 tyres.
	<b>AS5107 Spare Wheel Carrier.</b> For P6e with 145R10 tyres.
	<b>P00355DB Standard P6e Drawbar.</b> Swan neck style drawbar with coupling attached.
	<b>P00355DB2 Standard P7e Drawbar.</b> Swan neck style drawbar with coupling attached.

# Model Specific

## Unbraked Trailer Range BV64e & P5








BV64e with ramp doors















P5 with P1387 Tarpaulin cover

### BV64e MINI BOXVAN

-  **P12014 Roller Shutter Kit.**
- AS4522 Roof Rack Kit.** Incorporates tie-down points for lashing the load (BV64e van door models only, max roof rack weight limit 30kg).
-  **C41611 Treadplate Floor.** Hardwearing aluminium treadplate shaped to fit any BV64e.
- C81616 Rubber Matting.** Grippy rubber matting shaped to fit any BV64e.
- KX0651 Tie Ring Kit.** Pair of internal tie rings (floor mounted, includes fixing bolts).
- P0567 Jockey Wheel.** Simply replaces the existing front propstand.
- AS5875 Propstand.** Replacement galvanised propstand tube (priced each).
- C72160 Mudwing RH.** Moulded plastic wheel arch/wing with cutout for rear lighting.
- C72161 Mudwing LH.** Moulded plastic wheel arch/wing with cutout for rear lighting.
-  **C72162 Roof Moulding.** GRP Moulded roof as used on the roller shutter version.
-  **AS2466 RH Rear Door.** Includes hinges, locking mechanism & exterior locking handle.
-  **AS2467 LH Rear Door.** Includes hinges.
- P1055 Lock Rods.** Internal centre lock mechanism and upper/lower rod set.
- P1054 Chrome Locking Handle.** Used on the rear doors.
- P1070 Hinge.** Used on the rear doors.

### P5 RANGE

-  **KX8612 Lamp Guards.** Pair of wire mesh guard to fit over the rear lamps.
-  **KX8613 Front Propstand Kit.** Includes stand, clamp & all mounting hardware required.
-  **KX8614 Treadplate Floor.** Hardwearing aluminium treadplate tailored to fit the P5.
-  **KX8615 Jockey Wheel Kit.** Includes jockey wheel, clamp & all mounting hardware.
-  **KX8616 Ladder Rack Kit.** Includes corner sockets & all mounting hardware required.
-  **KX8626 Mesh Ladder Rack Kit.** Includes corner sockets & all mounting hardware.
-  **KX8627 Mesh Side Kit.** Tailboard models, Full mesh sides kit also includes mesh rear panel, mesh ladder rack, corner sockets & all mounting hardware required.
-  **KX8628 Mesh Side Kit.** Ramp models, Full mesh sides kit also includes mesh ladder rack, corner sockets & all mounting hardware required.
- AS8627 Mesh Side Panel Right Hand or Left Hand Side.** P5.
- AS8629 Mesh Panel over Tailboard.** P5.
- AS8193 Front Corner Socket.** Right hand, needed to secure the ladder rack.
- AS8194 Front Corner Socket.** Left hand, needed to secure the ladder rack.
- KS8610 Tailboard Kit.** P5 Tailboard assembly complete with hinge pins.
-  **KS8611 Ramp Kit.** P5 Ramp assembly complete with hinge pins.
- P1387 Tarpaulin.** Blue elasticated tarpaulin cover (tailboard models only).
-  **P12451 Rope Stud.** Round plastic stud (rivet fixed, rivet not included).
- P00355LDB Standard P5 Drawbar.** Swan neck style drawbar with coupling attached.
-  **KX0652 ATV Drawbar.** Longer straight drawbar to suit lower ATV couplings.
-  **KX0655 GRP Hardtop P5E.**

### BODY PANELS

- C14431 Front Panel.**
- C14428 Right Hand Side Panel.**
- C14429 Left Hand Side Panel.**











To order see pages 4&5 for distributor details or call 0845 4082 505. Prices available on separate Spares Pricelist






To order see pages 4&5 for distributor details or call 0845 4082 505. Prices available on separate Spares Pricelist











### DEDICATED KITS & COMPONENTS

	<b>KX8641</b> <b>Mesh Side Kit.</b> Tailboard model, full mesh side kit includes mesh ladder rack, mesh side panels, mesh rear panel & all mounting hardware required.
	<b>KX8642</b> <b>Mesh Side Kit.</b> Ramp model, full mesh side kit includes mesh ladder rack, mesh side panels & all mounting hardware required.
	<b>AS8647</b> <b>Mesh Ladder Rack.</b>
	<b>AS8648</b> <b>Right Hand Side Mesh Panel.</b>
	<b>AS8649</b> <b>Left Hand Side Mesh Panel.</b>
	<b>AS8650</b> <b>Mesh Panel over Tailboard.</b>
	<b>P00355DB3</b> <b>Drawbar Assembly.</b> Swan neck style drawbar with coupling attached.
	<b>AS8252</b> <b>Rear Frame Weld Assembly.</b>

### BODY PANELS

	<b>C14462</b> <b>Front Panel.</b>
	<b>C14460</b> <b>Right Hand Side Panel.</b>
	<b>C14461</b> <b>Left Hand Side Panel.</b>

### ACCESSORIES

	<b>KX8218</b> <b>Ladder Rack.</b> Open framed design.
	<b>KS8613</b> <b>Ramp Kit.</b> Replacement standard ramp - ideal for conversions from tailboard.
	<b>KS0228</b> <b>Tailboard.</b> Complete tailboard assembly.
	<b>P0567</b> <b>Jockey Wheel.</b> 35mm diameter, replaces the front propstand.
	<b>KX0225</b> <b>Propstand Kit.</b> 1 pair of propstand legs, brackets and fittings.
	<b>C49510</b> <b>Treadplate Floor.</b> Hardwearing aluminium floor.
	<b>KX0651</b> <b>Light Duty Lashing Point.</b> Supplied as a pair, ideal for use in all unbraked trailers.
	<b>KX8612</b> <b>Lamp Guards.</b> Pair of wire mesh guards to fit over the rear lamps.



# Model Specific

## CT177 Car Transporter

### CT177 Mk1 or Mk2?

The Mk1 trailers were beavertailed and had curved cutaways in the loading skids. Mk2 models are totally flat and have squarer skids.



CT177 with GM5 Heavy duty strap winch fitted

## ACCESSORIES & SPARES

- P04702** 3T Winch. Three tonne capacity strap winch.
- KS5551** 3T Winch. Three tonne capacity cable winch & angled bracket.
- KX6154** Winch & Power Lead Kit. S4000 Superwinch and all fittings to power from the vehicle battery (6.3m of Red and Black cable included).
- 1 C11752** Winch Mounting Arm. Winch fitting section for CT177. Fitted as standard to the CT177.
- 2 AS3732** Winch Slider Bracket. Allows the optional winch to be moved from side to side to allow for variation in vehicle eye towing position. Fitted as standard to the CT177.
- 3 KX6155** Winch, Bracket & Battery Kit. S4000 Superwinch, battery and mounting bracket & all fittings. Not suitable for use with the Ski Jump Kit.
- 4 KX0241** Wheel Chocks. Spring loaded clip-in wheel chocks (LH / RH pair).
- 5 KX5550** Centre Decking. Provides a safe walk on platform as an alternative to the open centre. Covers ¾ of the trailer bed. Load rating of 300kg per square metre. The kit includes 2 infill walkways, support brackets and all fittings.
- 6 KX5552** Ski-Jump Kit. Special loading skid set that allows the vehicle to be loaded onto a flatbed truck by driving over the CT177. The Ski Jumps are bolted to the front of the trailer main pressings. Supplementary skids which come as part of the kit are stowed in the centre of the trailer, then hook onto the front of the ski jumps and rest on the rear of the truck. The kit includes a two position winch mounting bracket that allows the winch to be lowered quickly and easily when a vehicle is driven over. This kit will not fit the Mk 1 version.
- 7 P1042** Heavy Duty Wheel Securing Strap. Incorporating soft link to avoid damage to alloy wheels.

For more information  
on the winch range,  
please see pages  
56 - 63



To order see pages 4&5 for distributor details or call 0845 4082 505. Prices available on separate Spares Pricelist



To order see pages 4&5 for distributor details or call 0845 4082 505. Prices available on separate Spares Pricelist

### UNIQUE SPARE PARTS

- 1 AS3723 **Mini-skid Assy LH.** Pull out mini skid as fitted to CT177 Mk1 models.
- AS3724 **Mini-skid Assy RH.** Pull out mini skid as fitted to CT177 Mk1 models.
- 2 AS3729 **Skid Assembly.** Pull out skid as fitted to CT177 Mk2 models (fits either side). Sold individually.
- AS3705 **Drawbar Set.** Complete replacement weld assembly.
- AS3711 **Centre Suspension Shackle.** Right hand.
- AS3712 **Centre Suspension Shackle.** Left hand.
- 3 KS3715 **Fold Out Adjustable Rear Light Mounting Bracket.** Right hand. For use with Aspock light units, fitted till March 2008.
- KS3716 **Fold Out Adjustable Rear Light Mounting Bracket.** Left hand. For use with Aspock light units, fitted till March 2008.
- 4 AS3737 **Fold Out Adjustable Rear Light Mounting Bracket.** Right hand. For use with Rubolite lamp units, fitted since March 2008.
- AS3736 **Fold Out Adjustable Rear Light Mounting Bracket.** Left hand. For use with Rubolite lamp units, fitted since March 2008.
- 5 KS3722 **Toolbox & Spare Wheel Mounting.** Suitable for all models of CT177.
- C11707 **Number Plate Mount.** Pressed steel panel as fitted to CT177 Mk1 models.
- C11746 **Number Plate Mount.** Pressed steel panel as fitted to CT177 Mk2 models.
- 6 P1087 **Body Clamp.** Over centre clamp secures body to drawbar.
- 7 AS3713 **Hook & Plate.** For over centre body clamp.
- C01705 **Drawbar Pivot Bolt.** Specially shaped M24 bolt unique to the CT177.
- F1066Z **M24 Nut.** To suit drawbar pivot bolt.
- C01706 **Jockey Wheel Clamp Handle.** Longer version unique to CT177.
- F0380Z **Spare Wheel Fitting Bolt.** Long M12 bolt fitted through wheel into well.
- C70694 **Spare Wheel Locating Bush.** Shaped nylon washer fitted under long M12 bolt.

### HYDRAULICS

- 8 P11415 **Pump.** Hand pump used on the CT166, CT167 & CT177.
- P11415H **Pump Handle.**
- 9 P11317 **Hydraulic Ram.** For the CT177 model.





# Model Specific







## CT136 & CT115 Car Transporter

To order see pages 4&5 for distributor details or call 0845 4082 505. Prices available on separate Spares Pricelist






CT136 Twin axle model

### ACCESSORIES & OPTIONS


-  **P04705 Winch "Circuit"**. 600Kg rated mechanical cable winch.
- P04706 Winch "Rally"**. 1050Kg rated mechanical cable winch.
- P04707 Winch "Recovery"**. 1500Kg rated mechanical cable winch.
- 1 KX5528 Winch Mounting Kit**. CT136 & CT136HD Required to fit the winch options above. Mounting bar and winch mounting bracket allows winch to be fitted in the left or right hand mounting positions.
- KX5525 Winch Mounting Kit**. CT115. Required to fit the winch options above. Mounting bar and winch mounting bracket allows winch to be fitted in the left or right hand mounting positions.
-  **2 KX5536 Aluminium Treadplate Infill Kit**. CT136, CT136HD. Provides a safe walk on platform as an alternative to the open centre. The kit includes a front and rear deck infill and all fittings.
-  **3 K55334 Tyre Rack Cranked Bar**. CT136, CT136HD Mounted to the front of this trailer this adjustable rack can accommodate a set of differently sized wheels/tyres. Maximum difference in tyre diameters of 65mm.
-  **KX5535 Tyre Rack Straight Bar**. CT136, CT136HD. Mounted to the front of the trailer this adjustable rack can accommodate a set of wheels/tyres ranging from 500mm to 650mm in diameter.
-  **KX5522 Tyre Rack Cranked Bar**. CT115. Mounted to the front of this trailer this adjustable rack can accommodate a set of differently sized wheels/tyres. Maximum difference in tyre diameters of 65mm.
-  **KX5523 Tyre Rack Straight Bar**. CT115. Mounted to the front of the trailer this adjustable rack can accommodate a set of wheels/tyres ranging from 500mm to 650mm in diameter.
- P1042 Heavy Duty Wheel Securing Straps**. Incorporating soft link to avoid damage to alloy wheels.
- 4 KX0242 Wheel Chocks**. CT136 / CT115. Slide - in front wheel chocks. One pair including fasteners. For vehicles with low ground clearance this feature is invaluable. The wheel stop can be fitted between the wheel and the spoiler after the vehicle is loaded.
- KX0243 Spare Wheel Kit**. For all models of CT136 & CT115. The kit includes wheel and tyre, mounting bracket, wheel brace and all fittings.
- 5 KX0235 Toolbox Kit**. CT136, CT115 Heavy duty, lockable, steel toolbox allows wheel straps and tools to be locked away securely.

### UNIQUE SPARE PARTS



- C11826 Loading Skid**. Left hand replacement loading skid for the CT136 & CT115
- C11852 Loading Skid**. Right hand replacement skid for the CT136 & CT115.
- 6 C11862 Loading Skid**. Right hand for the CT136HD.
- C11863 Loading Skid**. Left hand for the CT136HD.
- 7 C74810 Skid Stop**. Plastic stop fitted to the end of all skid pressings and trailer beds.
- 8 AS1816 Steady Leg**. Adjustable rear support leg.
-  **KS0251 Drawbar Set**. Left and Right hand side. Suitable for the CT115, CT136 & CT136HD
- AS1810 Suspension Cross Member Set**. CT136, CT136HD.
- AS1821 Suspension Cross Member Set**. CT136SA.
- AS0892 Suspension Cross Member Set**. CT115.
- C11845 Number Plate Panel**. CT136 Fold down number plate/skid flap.
- C11864 Number Plate Panel**. CT136HD Fold down number plate/skid flap.
- C11883 Number Plate Panel**. CT115 Fold down number plate/skid flap.
- C01117 Number Plate Retainer**. Long lynch pin receiver for number plate/skid flap.
- C71730 Mudguard**. Used on all CT136 & CT115 models.
- C11828 Light Bracket**. Right hand CT136 & CT115. Also acts as the right hand cross member support. Compatible with Aspock and Rubolite lamps.
- C11814 Light Bracket**. Left hand CT136 & CT115. Also acts as the left hand cross member support. Compatible with Aspock and Rubolite lamps.
- C11848 Toolbox Lid**. Pressed steel panel only.
- P1086 Toolbox Clamp**. Small over centre clamp secures toolbox lid.
- P1086B Receiver Plate**. For small over centre clamp.



To order see pages 4&5 for distributor details or call 0845 4082 505. Prices available on separate Spares Pricelist

	<b>P1200</b> <b>Roller Shutter.</b> Roller shutter kit for BV5 series (6' headroom).
	<b>P1201</b> <b>Roller Shutter.</b> Roller Shutter kit BV85G (5' headroom).
	<b>P12011</b> <b>Roller Shutter.</b> Roller shutter kit for BV6 series (7' headroom).
	<b>P12014</b> <b>Roller Shutter.</b> Roller Shutter kit BV64E.
	<b>C10208</b> <b>Rear Panel.</b> BV126 - rear upper panel (over the roller shutter door).
<b>1</b>	<b>P12453</b> <b>Slam Latch.</b> Fitted inside the left hand rear door on the BV84 box van trailer, adjustable latching point.
<b>2</b>	<b>P1053</b> <b>Handle.</b> Locking handle with 180 degree movement between open and closed, 8mm square operating shaft. Supplied with 2 keys. Used on the combined ramp/doors versions of all models. Used up to 01/06 before sliding bolts introduced.
<b>3</b>	<b>P1054</b> <b>Chrome Lever Handle.</b> Used on the rear van door versions of all models. Supplied with two keys.
<b>4</b>	<b>P10580</b> <b>Inspection Door Handle.</b> Push button handle supplied with two keys. Used on BV4 & BV5 models.
<b>5</b>	<b>P1059</b> <b>Inspection Door Internal Latch Mechanism.</b>
<b>6</b>	<b>C31275</b> <b>Cast Lever Handle.</b> Used on BV5 7' headroom & BV6 inspection doors.
<b>7</b>	<b>AS0258</b> <b>Inspection Door Latch.</b> Used on BV5 7' & BV6 inspection doors.
<b>8</b>	<b>C00049</b> <b>Sliding Bolt.</b> (Vertical) Spring loaded. Used on models with ramp/doors. 3 per trailer.
	<b>P1173</b> <b>Compression Spring.</b> Used with the vertical bolt C00049.
<b>9</b>	<b>C40142</b> <b>Sliding Bolt.</b> (Horizontal). Used on models with ramp/doors 1 per trailer.
<b>10</b>	<b>P1246</b> <b>Pivot Bush.</b> Used with C40142 sliding bolt. 2 required.
<b>11</b>	<b>P12631</b> <b>M8 Pin &amp; Knob.</b> Screw into the sliding bolts.
<b>12</b>	<b>C14324</b> <b>Ramp Closure Handle.</b> Right hand.
	<b>C14325</b> <b>Ramp Closure Handle.</b> Left hand.
<b>13</b>	<b>C01690</b> <b>Ramp Closure Lock Pin.</b> Receivers for the ramp handles.

### BODY & ROOF PANELS

	<b>C69617</b> <b>Side Panel.</b> BV84G 1525mm x 2431mm x 14mm.
	<b>C69600</b> <b>Side Panel.</b> BV85G 1829mm x 2431mm x 14mm.
	<b>C69609</b> <b>Side Panel.</b> BV85G 7' needs to be cut to size (2134mm x 2431mm).
	<b>C69601</b> <b>Side Panel.</b> Side panel BV106 6'/BV105 6' 1829mm x 3041mm x 14mm.
	<b>C69610</b> <b>Side Panel.</b> BV125G 7' & BV126G 7'. Can be cut to size to fit BV105G 7' & BV106G 7'.
	<b>C79305</b> <b>Opal Roof Sheet.</b> BV84G 2870mm x 1160mm x 1.3mm.
	<b>C79306</b> <b>Opal Roof Sheet.</b> BV85G 2960mm x 1470mm x 1.3mm.
	<b>C79307</b> <b>Opal Roof Sheet.</b> BV105G 3570mm x 1470mm x 1.3mm.
	<b>C79308</b> <b>Opal Roof Sheet.</b> BV106G 4250mm x 1710mm x 1.3mm.



### LOAD RESTRAINT

<b>14</b>	<b>P1050</b> <b>Shoring Pole.</b> BV4 Series, spring loaded pole that fits between the receiver tracks to secure upright loads.
	<b>P1047</b> <b>Shoring Pole.</b> BV5 Series, spring loaded pole that fits between the receiver tracks to secure upright loads.
	<b>P1048</b> <b>Shoring Pole.</b> BV6 Series, spring loaded pole that fits between the receiver tracks to secure upright loads.
<b>15</b>	<b>P1035</b> <b>Receiver Track.</b> Allows for the use of shoring poles 2.40m.
	<b>P1036</b> <b>Receiver Track.</b> Allows for the use of shoring poles 3.10m.
	<b>P1037</b> <b>Receiver Track.</b> Allows for the use of shoring poles 3.62m.
<b>16</b>	<b>P1046</b> <b>Cargo Strap.</b> 3 metre long ratchet cargo strap.
<b>17</b>	<b>KX0202</b> <b>Lashing Ring Kit.</b> Contains lashing ring, retaining plate, nuts and bolts.
<b>18</b>	<b>KX0224</b> <b>Propstand Kit.</b> For use on the BV4 & BV5 range. Includes propstand legs, brackets, pads wheel brace and extension and fittings.
<b>19</b>	<b>P0197</b> <b>PropStand Leg.</b> 590mm long with serrated shaft. Used on the BV6 range.
<b>20</b>	<b>P0209</b> <b>Clamp Bracket.</b> Complete clamp bracket for the P0197 propstand leg. Used on the BV6 range.

### FASTENERS & SEALS

<b>21</b>	<b>F1112ZPK</b> <b>Neoprene Washers.</b> White neoprene washers. Used on the side panels of box vans to retain the receiver tracks. Supplied in packs of 16.
<b>22</b>	<b>F0603WPK</b> <b>Cup Square Bolts.</b> M6 x 25. White headed bolts, used on the side panels of box vans to retain the receiver tracks. Supplied in packs of 20.
<b>23</b>	<b>P1319</b> <b>Adhesive Foam.</b> 15mm wide and 4mm thick, used on the Inspection doors and rear van doors. Priced per metre.





## INSPECTION DOOR KITS

KS2213	Inspection Door Kit. BV84G 5' Headroom. Includes hinges and push button handle.
KS2207	Inspection Door Kit. BV85G & BV105G 6' Headroom. Includes hinges and push button handle.
KS2212/6	Inspection Door Kit. BV106G & BV126G 6' Headroom. Includes hinges and lever handle assembly.
KS2212	Inspection Door Kit. BV106G & BV126G 7' Headroom. Includes hinges and lever handle assembly.

## REAR PROTECTION BRACKETS


1 C10308	Rear Protection Bracket RH BV84G.
C10309	Rear Protection Bracket LH BV84G.
C10335	Rear Protection Bracket RH BV85G.
C10336	Rear Protection Bracket LH BV85G.
C10337	Rear Protection Bracket RH BV105G.
C10338	Rear Protection Bracket LH BV105G.
C10364	Rear Protection Bracket RH BV125G.
C10365	Rear Protection Bracket LH BV125G.
C10215	Rear Protection Bracket RH BV106G.
C10216	Rear Protection Bracket LH BV106G.
C10266	Rear Protection Bracket RH BV126G.
C10267	Rear Protection Bracket LH BV126G.











To order see pages 4&5 for distributor details or call 0845 4082 505. Prices available on separate Spares Pricelist

### CHASSIS PARTS

	AS0550	Drawbar. 1 pair.
	C10625	Right Hand Front Drawbar Attachment. Also used on the GX106, GX106N & GX126.
	C10626	Left Hand Front Drawbar Attachment. Also used on the GX106, GX106N & GX126.
1	C10355	Bucket Rest Platform.
	C10360	Bucket Rest Support. Right hand.
	C10361	Bucket Rest Support. Left hand.
2	C10559	Rear Cross Member.
3	C10380	Floor Support.
	AS0971	Suspension Cross Member Front.
	AS0972	Suspension Cross Member Middle or Rear.

### BODY, FLOOR AND MUDGUARDS

	C695081B	Floor Panel. 18mm x 1250mm x 2425mm.
	C10550	Right Hand Side Panel. Also used on the GX85.
	C10551	Left Hand Side Panel. Also used on the GX85.
	C10554	Front Panel.
	C10555	Right Hand Mudguard. Also used on the GX85.
	C10556	Left Hand Mudguard. Also used on the GX85.
4	C10557	Right Hand Mudguard Cone. Also used on the GX85, GX105, GX105HD, GX106N & GX125HD.
	C10558	Left Hand Mudguard Cone. Also used on the GX85, GX105, GX105HD, GX106N & GX125HD.
	C10564	Mudguard Joining Bracket. 2 per trailer not handed. Also used on the GX85, GX105, GX105HD, GX106N & GX125HD.
5	C10565	Mudguard Side Jointing Plate. 2 per trailer not handed.
6	P1385	Anti Slip Pads. Common to all GX.
7	C70597	Mudflap.
	C10575	Mudflap Fixing Bracket. 2 per trailer. Common to all GX.
8	C10762	Right Hand Light Bracket (Aspock Lights). Also used on the GX105, GX105HD, GX125HD & GX106N.
	C10763	Left Hand Light Bracket (Aspock Lights). Also used on the GX105, GX105HD, GX125HD & GX106N.
	C10635	Right Hand Side Brace Fixing Bracket. Common to all GX.



8

7

6

3

5

2

1

### BODY, FLOOR AND MUDGUARDS





- C10636** Left Hand Side Brace Fixing Bracket. Common to all GX.
- 1 C10560** Front Corner Bracket (outer). 2 per trailer not handed common to all GX.
- 2 C10567** Front Corner Bracket (inner). 2 per trailer not handed common to all GX.
- 3 C20550** Front Corner Socket. 2 per trailer not handed common to all GX.

### RAMP INSTALLATION

- KS5150** Ramp Installation Kit. Includes hinges and all fittings.
- KS5150/6** Ramp Installation Kit. 6' high. Includes hinges and all fittings.
- AS0568** Right Hand Ramp Hinge Pivot Bracket. Used with ramp and skids - common to all GX except for the GX106 & GX126.
- 4 AS0569** Left Hand Ramp Hinge Pivot Bracket. Used with ramp and skids - common to all GX except for the GX106 & GX126.
- 5 AS0558** Ramp Hinge Tube (not handed). 2 per trailer - common to all GX.
- 6 C10640** Gas Strut Attachment Bracket (top). Common to all GX.
- 7 AS0598** Gas Strut Attachment Bracket (bottom).
- 8 C10707** Rear Corner Pillar. 2 per trailer (not handed) used with ramp and skids - common to all GX.
- 9 C30708** Ramp Fastener Lever Handle. 2 per trailer used with ramp and skids - common to all GX.
- 10 P1088** Ramp Fastener Eye Bolt. 2 per trailer used with ramp and skids - common to all GX.
- 11 P1191** Gas Spring. Assists lifting the rear ramp (2 used on 6' ramps).
- 12 P1192** Protective Bellows.

### SKID INSTALLATION

- KS5110** Skid Installation Kit. Includes hinges and fittings.
- KS5110/6** Skid Installation Kit 6'High. Includes hinges and fittings.
- 13 AS0623** Hinge Bracket. 1 per trailer - common to all GX.
- C29414-01725** Steel Hinge Tube.




To order see pages 4&5 for distributor details or call 0845 4082 505. Prices available on separate Spares Pricelist




GX106 with skids and integrated rear supports


### CHASSIS PARTS GX85

	<b>AS0540</b> Drawbar. 1 pair.
	<b>C10952</b> Bucket Rest Platform. Also used on the GX105, GX105HD & GX125HD.
	<b>C10953</b> Right Hand Bucket Rest Support. Also used on the GX105, GX105HD & GX125HD.
	<b>C10954</b> Left Hand Bucket Rest Support. Also used on the GX105, GX105HD & GX125HD.
	<b>C10946</b> Rear Cross Member. Also used on the GX105, GX105HD & GX125HD.
	<b>AS09761</b> Suspension Cross Member Front. GX85
	<b>AS0978</b> Suspension Cross Member Rear. GX105, GX105HD
	<b>C10945</b> Front Panel GX85. Also used on the GX105, GX105HD & GX125HD.



### CHASSIS PARTS GX105

	<b>AS0570</b> Drawbar. 1 pair. Also used on the GX105HD, GX125HD, GX106N, GX106 & GX126.
	<b>C10948</b> Right Hand Drawbar Attachment Bracket. Also used on the GX105HD & GX125HD.
	<b>C10949</b> Left Hand Drawbar Attachment Bracket. Also used on the GX105HD & GX125HD.
	<b>AS0976</b> Suspension Cross Member Front. Also used on the GX105HD.
	<b>AS0977</b> Suspension Cross Member Middle. Also used on the GX105HD.
	<b>AS0978</b> Suspension Cross Member Rear. Also used on the GX105HD.
	<b>AS0608</b> Cross Member Assembly. 2 per trailer also used on the GX105HD & GX125HD.





### BODY, FLOOR AND MUDGUARDS

	<b>C69566B</b> Floor Panel. 21mm x 3025mm x 1575mm – used on the GX105 & GX105HD. Cut to size for the GX85.
---	---

### RAMP INSTALLATION

	<b>KS5160</b> Ramp Installation Kit. GX85, GX105, GX105HD & GX125HD. Includes hinges and fittings.
	<b>KS5160/6</b> Ramp Installation Kit. GX85, GX105, GX105HD & GX125HD. Includes hinges and fittings.

### SKID INSTALLATION

	<b>KS5116</b> Skid Installation Kit. GX85 & GX105. Includes hinges and fittings.
	<b>KS5116/6</b> Skid Installation Kit. GX85 & GX105 6' high. Includes hinges and fittings.
	<b>C29414-02050</b> Steel Hinge Tube. Also used on the GX105 & GX105HD.
	<b>KS5117</b> Skid Installation Kit GX105HD & GX125HD. Includes hinges and fittings.
	<b>KS5117/6</b> Skid Installation Kit GX105HD & GX125HD. 6' Includes hinges and fittings.





GX106 with skids and integrated rear supports

To order see pages 4&5 for distributor details or call 0845 4082 505. Prices available on separate Spares Pricelist

### CHASSIS PARTS GX106

C10359	Bucket Rest Platform. Also used on the GX106N & GX126.
C10627	Right Hand Bucket Rest Support. Also used on the GX106N & GX126.
C10628	Left Hand Bucket Rest Support. Also used on the GX106N & GX126.
C10602	Rear Cross Member. Also used on the GX126.
C10629	Floor Support. Also used on the GX105, GX105HD & GX125HD.
AS0981	Suspension Cross Member Front.
AS0982	Suspension Cross Member Middle.
AS0983	Suspension Cross Member Rear.
AS0571	Cross Member Assembly. 2 per trailer. Also used on the GX126.

### CHASSIS PARTS GX106N (UNIQUE TO THIS MODEL)

C10979	Rear Cross Member.
C10975	Front Panel.
AS0996	Suspension Cross Member Front.
AS0997	Suspension Cross Member Middle.
AS0998	Suspension Cross Member Rear.
AS0621	Cross Member Assembly. 2 per trailer.
AS0622	Side Reinforcing Bracket. Also used on the GX105 & GX125HD.

### RAMP INSTALLATION GX106 & GX126

KS5180	Ramp Installation Kit. Includes hinges and all fittings.
KS5180/6	Ramp Installation Kit 6' High.
AS0579	Right Hand Ramp Hinge Pivot Bracket. Used with ramp and skids.
AS0580	Left Hand Ramp Hinge Pivot Bracket. Used with ramp and skids.

### RAMP INSTALLATION GX106N

KS5170	Ramp Installation Kit. Includes hinges and all fittings.
KS5170/6	Ramp Installation Kit 6'. Includes hinges and all fittings.

### BODY, FLOOR AND MUDGUARDS GX106

C69568B	Floor Panel. 21mm x 3025mm x 1840mm - 1 piece.
C10580	Right Hand Side Panel. Also used on the GX105, GX105HD & GX106N.
C10581	Left Hand Side Panel. Also used on the GX105, GX105HD & GX106N.
C10585	Front Panel. Also used on the GX126.
C10586	Right Hand Mudguard.
C10587	Left Hand Mudguard.
C10588	Right Hand Mudguard Cone. Also used on the GX126.
C10589	Left Hand Mudguard Cone. Also used on the GX126.
C10601	Mudguard Joining Plate. 2 per trailer not handed. Also used on the GX126.
C70595	Mudflap. Also used on the GX126.
AS0573	Side Reinforcing Brackets. 2 per trailer not handed.
C10764	Right Hand Light Bracket. (Aspock lights) Also used on the GX126.
C10765	Left Hand Light Bracket. (Aspock lights) Also used on the GX126.

### BODY, FLOOR AND MUDGUARDS GX106N (UNIQUE TO THIS MODEL)

C69567B	Floor Panel. 21mm x 3025mm x 1775mm.
C10976	Right Hand Mudguard. Also used on the GX105 & GX105HD.
C10977	Left Hand Mudguard. Also used on the GX105 & GX105HD.

### SKID INSTALLATION GX106 & GX126 (ALSO USED ON THE GX126)

KS5130	Skid Installation Kit. Includes hinges and fittings.
KS5130/6	Skid Installation Kit 6' High. Includes hinges and fittings.
C29414-02250	Steel Hinge Tube.

### SKID INSTALLATION GX106N

KS5131	Skid Installation Kit. Includes hinges and all fittings.
C29414-02250	Steel Hinge Tube.



GX126 tri-axle with ramp

### CHASSIS PARTS GX125HD

AS0661	Drawbar Attachment Cross Member. front.
AS0978	Suspension Cross Member. GX125HD, 4 per trailer.
C10950	Right Hand Drawbar Attachment Bracket.
C10951	Left Hand Drawbar Attachment Bracket.
C10989	Floor Support. Also used on the GX126.

### CHASSIS PARTS GX126

AS0906	Suspension Cross Member Front. 2 per trailer.
AS0983	Suspension Cross Member Rear. 2 per trailer.

### BODY, FLOOR AND MUDGUARDS GX126

C10985	Right Hand Side Panel. Also used on the GX125HD.
C10986	Left Hand Side Panel. Also used on the GX125HD.
C10960	Right Hand Side Panel. GX126 Tri-axle.
C10961	Left Hand Side Panel. GX126 Tri-axle.
C10987	Right Hand Mudguard.
C10988	Left Hand Mudguard.
C69569B	Floor Panel. 21mm x 3675mm x 1840mm.

### BODY, FLOOR AND MUDGUARDS GX125HD

C69570B	Floor Panel. 21mm x 3675mm x 1575mm.
C10982	Right Hand Mudguard.
C10983	Left Hand Mudguard.

### GX126 TRI-AXLE CHASSIS PARTS

AS0571	Cross Member Assembly. 3 per trailer.
AS0660	Front Drawbar Attachment Cross Member.
AS0906	Suspension Cross Member Front. 2 per trailer.
AS0983	Suspension Cross Member Rear. 1 per trailer.

### MESH SIDE KITS

KX0602	Mesh Side Kit. GX84 Includes mesh ladder rack, Right and Left hand side mesh panels and all fittings.
KX0607	Mesh Side Kit. GX85 Includes mesh ladder rack, Right and Left hand side mesh panels and all fittings.
KX0605	Mesh Side Kit. GX105 Includes mesh ladder rack, Right and Left hand side mesh panels and all fittings.
KX0603	Mesh Side Kit. GX106 Includes mesh ladder rack, Right and Left hand side mesh panels and all fittings.
KX0604	Mesh Side Kit. GX106N Includes mesh ladder rack, Right and Left hand side mesh panels and all fittings.
KX0608	Mesh Side Kit. GX125 Includes mesh ladder rack, Right and Left hand side mesh panels and all fittings.
KX0606	Mesh Side Kit. GX126 Includes mesh ladder rack, Right and Left hand side mesh panels and all fittings.

### BOLT ON KNIFE EDGE KITS

(TO REDUCE THE ANGLE BETWEEN RAMP AND FLOOR WHEN LOADING)

KX5100	GX84.
KX5105	GX85, GX105, GX105HD & GX125HD.
KX5110	GX106N.
KX5115	GX106, GX126.

### LADDER RACKS

AS0587	GX84. Open framed design.
AS0589	GX85, GX105 & GX125. Open framed design.
AS0591	GX106, GX126. Open framed design.

### LASHING LUGS

KS0204	Lashing Lugs. One pair including back plates and fittings. Fitted to the side wall of the GX range. Rated at 500kg per point.
--------	---

# Model Specific - GP

GP106, GP106H, GP126, GP126H GP146, GP146H







GP126 tri axle with ramp

To order see pages 4&5 for distributor details or call 0845 4082 505. Prices available on separate Spares Pricelist

## ACCESSORIES

Available on the Low sided models only.



	<b>KX1620 Filled in Side Kit.</b> GP106 Available for the low sided models only. Includes 4 lashing rings.
	<b>KX1625 Filled in Side Kit.</b> GP126 Available for the low sided models only. Includes 4 lashing rings.
	<b>KX1630 Filled in Side Kit.</b> GP146 Available for the low sided models only. Includes 4 lashing rings.
	<b>KX1685 Ladder Rack Kit.</b> Suitable for the GP106H, GP126H & GP146H.
	<b>KX1680 Bucket Rest Kit.</b> Suitable for the GP106H, GP126H & GP146H.
	<b>KX0200 Lashing Ring Kit.</b> Includes one recessed lashing ring, securing plate, nuts and bolts.

## WINCH OPTIONS

The Ifor Williams 2000kg & 3000kg Mechanical Braked winch can be bolted straight onto the range. Please note it is not possible to fit a winch to the high sided option when the optional bucket rest is fitted.




<b>KX6160</b>	<b>2000kg Manual Winch Kit.</b> Includes the P04685B winch, nuts and bolts to secure.
<b>KX6165</b>	<b>3000kg Manual Winch Kit.</b> Includes the P04680B winch, nuts and bolts to secure.

## MESH SIDE KITS (HIGH SIDED MODELS ONLY)

	<b>KX1690 Mesh Side kit.</b> GP106H includes mesh ladder rack, right and left hand side mesh panels.
	<b>KX1691 Mesh Side Kit.</b> GP126H includes mesh ladder rack, right and left hand side mesh panels.

## FLOORING







Treadplates

	<b>C49491B Treadplate Floor.</b> GP106 1765mm x 3110mm x 2mm.
	<b>C49490B Treadplate Floor.</b> GP126 1765mm x 3725mm x 2mm.
	<b>C49500 Treadplate Floor.</b> GP146 1765mm x 4340mm x 2mm.

Wooden Floor Panels

	<b>GP106 C69510B.</b> 1525mm x 1774mm x 21mm. Quantity required 2.
	<b>GP126 C69510B.</b> 1525mm x 1774mm x 21mm Quantity required 2. <b>C695102B.</b> 597mm x 1774mm x 21mm Quantity required 1.
	<b>GP146 C69510B.</b> 1525mm x 1774mm x 21mm Quantity required 1. <b>C695672B.</b> 2750mm x 1774mm x 21mm Quantity required 1.

## LOADING SKIDS AND FULL WIDTH RAMPS

	<b>KS5135 Loading Skid Kit.</b> For trailers with 155 70 R12 Wheels fitted. All fittings included.
	<b>KS5135/6 Loading Skid Kit.</b> 6' high for trailers with 155 70 R12 Wheels fitted. All fittings included.
	<b>KS5140 Loading Skid Kit.</b> For trailers with 175 75 R16 Wheels fitted. All fittings included.
	<b>KS5140/6 Loading Skid Kit.</b> 6' high for trailers with 175 75 R16 Wheels fitted. All fittings included.
	<b>KS5185 Full Width Ramp.</b> 4' high complete with all fittings.
	<b>KS5185/6 Full Width Ramp.</b> 6' high complete with all fittings.









To order see pages 4&5 for distributor details or call 0845 4082 505. Prices available on separate Spares Pricelist



GH94BT with bevelled ramp


## RAMPS AND FITTINGS

	<b>AS2602</b> 4'9" High Ramp. GH64 & GH94.
	<b>AS2591</b> 3'9" Mesh Ramp. GH64 & GH94.
	<b>AS2630</b> 4'9" High Ramp. GH94BT & GH94 + 3.
	<b>AS2631</b> 3'9" Mesh Ramp. GH94BT & GH94 + 3.
	<b>AS2636</b> 4'9" High Ramp. GH1054BT.
	<b>AS2637</b> 3'9" Mesh Ramp. GH1054BT.
<b>1</b>	<b>C12472</b> Number Plate Panel. Can be used on all ramp variations except for the GH1054
	<b>C12569</b> Number Plate Panel GH1054.
<b>2</b>	<b>C30708</b> Ramp Fastener Lever Handle.
<b>3</b>	<b>P1088</b> Ramp Fastener Eye Bolt.
<b>4</b>	<b>C02501</b> Ramp Fastener Adjuster.
<b>5</b>	<b>P1159</b> Tension Spring. To assist in the lowering and raising of the rear ramp. Used on the GH range from March 09 except for the GH94
<b>6</b>	<b>P1163</b> Tension Spring. To assist in the lowering and raising of the rear ramp GH94.




## ACCESSORIES & SPARES

	<b>KX35312</b> Spare Wheel Kit. Includes wheel assembly 195/55/R10 TL, mounting bracket and fittings. Compatible with the GH64 & GH94.
	<b>KX35318</b> Spare Wheel Kit. Includes wheel assembly 165R13C, mounting bracket and fittings. Compatible with the GH94BT.
	<b>KX35319</b> Spare Wheel Kit. Includes wheel assembly 195/55/R10 TL, mounting bracket and fittings. Compatible with the GH94 + 3
	<b>KX35320</b> Spare Wheel Kit. Includes wheel assembly 185/70/R13, mounting bracket and fittings. Compatible with the GH1054BT.
	<b>KX35311</b> Winch Kit. Includes P04706 Fulton winch, mounting bracket and fittings. Compatible with all models.
	<b>C80370</b> Mudflap.
<b>7</b>	<b>KX35327</b> Coupling Spacer Kit. 48mm, includes 2 aluminium coupling raisers and bolts.
	<b>KX35314</b> Coupling Spacer Kit. 80mm, includes 2 aluminium coupling raisers and bolts.
<b>8</b>	<b>C72590</b> LED Side Marker Lamp Bracket.

## FLOOR PANELS

	<b>C69591B</b> Ply Floor Panel. 24mm x 1220mm x 2745mm. Used on the GH94 and cut to size for the GH64.
	<b>C69592B</b> Ply Floor Panel. 24mm x 1300mm x 2745mm. Used on the GH94BT (cut to fit) and the GH94 + 3.
	<b>C695675B</b> Ply Floor Panel. 24mm x 1616mm x 2490mm. Used on the GH1054BT.
	<b>C695676B</b> Ply Floor Panel. 1616mm x 465mm. Used on the GH1054BT rear section.

## TREADPLATES







	<b>KX35313</b> Treadplate. GH94 1220mm x 2745mm x 2mm.
	<b>KX35325</b> Treadplate. GH94BT. Supplied as one formed sheet.
	<b>KX35324</b> Treadplate. GH1054BT. Supplied as one formed sheet.






EX202-3615 with aluminium drop sides

### DROPSIDES, HEADBOARDS & FLOORS

	<b>KX3000</b> Aluminium Dropside Kit. Dropsides & pillars for EL101-2012.
	<b>KX3020</b> Aluminium Dropside Kit. Dropsides & pillars for EL101-2512 & EL142-2512.
	<b>KX3030</b> Aluminium Dropside Kit. Dropsides & pillars for EL101-2515, EL141-2515, EL142-2515 & EX202-2515.
	<b>KX3050</b> Aluminium Dropside Kit. Dropsides & pillars for EL142-3015 & EX202-3015.
	<b>KX3060</b> Aluminium Dropside Kit. Dropsides & pillars for EL142-3615 & EX202-3615.
	<b>KX3100</b> Steel Dropside Kit. Dropsides & pillars for EL101-2012.
	<b>KX3120</b> Steel Dropside Kit. Dropsides & pillars for EL101-2512 & EL142-2512.
	<b>KX3130</b> Steel Dropside Kit. Dropsides & pillars for EL101-2515, EL141-2515, EL142-2515 & EX202-2515.
	<b>KX3150</b> Steel Dropside Kit. Dropsides & pillars for EL142-3015 & EX202-3015.
	<b>KX3160</b> Steel Dropside Kit. Dropsides & pillars for EL142-3615 & EX202-3615.
	<b>KX3090</b> Aluminium Headboard Kit. For all 1.2m wide eurolight models.
	<b>KX3091</b> Aluminium Headboard Kit. For all 1.5m wide eurolight models.
	<b>KX3095</b> Steel Headboard Kit. For all 1.2m wide eurolight models.
	<b>KX3096</b> Steel Headboard Kit. For all 1.5m wide eurolight models.
	<b>KX3240</b> Ladder Rack Kit. For all 1.2m wide eurolight models.
	<b>KX3250</b> Ladder Rack Kit. For all 1.5m wide eurolight models.
	<b>KX3380</b> Aluminium Treadplate Floor Kit. For EL101-2012.
	<b>KX3382</b> Aluminium Treadplate Floor Kit. For EL101-2512 & EL142-2512.
	<b>KX3384</b> Aluminium Treadplate Floor Kit. For EL101-2515, EL141-2515, EL142-2515 & EX202-2515.
	<b>KX3386</b> Aluminium Treadplate Floor Kit. For EL142-3015 & EX202-3015.
	<b>KX3388</b> Aluminium Treadplate Floor Kit. For EL142-3615 & EX202-3615.
	<b>1</b> <b>KX3185</b> Propstand Kit. Pair - for all eurolight models.
	<b>KX3190</b> Lashing Ring Kit. Pair - for all eurolight models.
	<b>2</b> <b>KX3192</b> Rope Hook Kit. Pair - extra pair of ropehooks for all eurolight models.
	<b>AS2528</b> Corner Post. For use with the steel drop side kits, 4 per trailer.
	<b>AS2565</b> Centre Post. For use with the steel drop side kits, 2 per trailer.
	<b>3</b> <b>AS2554</b> Receiver Bracket. For use with the AS2565 centre post.
	<b>AS2529</b> Corner Post. For use with the aluminium drop side kits, 4 per trailer.
	<b>C72600</b> Blue Corner Post Capping. For use with the AS2529 corner posts.

### MESH SIDES & SKIDS


	<b>KX3350</b> Mesh Side Kit. Includes all fittings for EL101-2012.
	<b>KX3352</b> Mesh Side Kit. Includes all fittings for EL101-2512 & EL142-2512.
	<b>KX3362</b> Mesh Side Kit. Includes all fittings for EL101-2515, EL141-2515, EL142-2515 & EX202-2515.
	<b>KX3364</b> Mesh Side Kit. Includes all fittings for EL142-3015 & EX202-3015.
	<b>KX3366</b> Mesh Side Kit. Includes all fittings for EL142-3615 & EX202-3615.
	<b>KX3200</b> Skid Stowage Kit A. For EL101-2012, EL142-2012, EL142-2515 & EX202-2515. Distributor supply & fit only.
	<b>KX3210</b> Skid Stowage Kit B. For EL101-2512, EL101-2515, EL141-2515, EL142-3015, EL142-3615, EX202-3015 & EX202-3615. Distributor supply & fit only.
	<b>1</b> <b>KX3180</b> 2.0m Loading Skid. Pair - for all eurolight models (where skid stowage kit fitted). Load rating of 450kg per skid.



To order see pages 4&5 for distributor details or call 0845 4082 505. Prices available on separate Spares Pricelist

<b>1</b> KX0379	<b>Mesh Tailgate Kit.</b> Compatible with the Land Rover V379, V381, V382 & V383 canopies.
KX0380	<b>Mesh Tailgate Kit.</b> Compatible with the Land Rover V380, V380C, V386 & V386C canopies.
KX0398	<b>Mesh Tailgate Kit.</b> Compatible with the Mazda/Ranger V387, V388, V389, V387C, V395, V395C, V399, V399C, V388C, V397, V398, V398C & V397C canopies.
KX0404	<b>Mesh Tailgate kit.</b> Compatible with the Mitsubishi/Nissan V401, V405, V405C, V406, V406C, V409, V404, V415, V418, V347, V348, V416, V417, V417C, V305, V345, V346, V424 & V345C canopies.
KX0413	<b>Mesh Tailgate Kit.</b> Compatible with the Mitsubishi L2000 2006 single cab V413 canopy.
KX0419	<b>Mesh Tailgate Kit.</b> Compatible with the Nissan/Toyota V420, V421, V422, V422C, V419, V419C, V469, V4692, V4693, V4694, V469C & V490 canopies.
KX0469	<b>Mesh Tailgate Kit.</b> Compatible with the Toyota 2005/2006 V412, V412C & V4691 canopies.
KX0472	<b>Mesh Tailgate Kit.</b> Compatible with the Mitsubishi V411 & V411C canopies.
KX0379A	<b>Aluminium Door &amp; Window.</b> Compatible with the Land Rover 110 Double Cab V379 canopy.
KX0380A	<b>Aluminium Door &amp; Window.</b> Compatible with the Land Rover 110 Hi Capacity V380 canopy.
KX0381A	<b>Aluminium Door &amp; Window.</b> Compatible with the Land Rover 110 Single Cab V381 canopy.
KX0383A	<b>Aluminium Door &amp; Window.</b> Compatible with the Land Rover 90 Single Cab V383 canopy.
KX0406A	<b>Aluminium Door &amp; Window.</b> Compatible with the Mitsubishi V404, V405, V406 & V406W canopies.
KX0417A	<b>Aluminium Door &amp; Window.</b> Compatible with the Nissan V417, V418, V347 & V348 canopies.
KX0469A	<b>Aluminium Door &amp; Window.</b> Compatible with the Toyota V469, V4692, V4693 & V4694 canopies.
KX04691	<b>Aluminium Door &amp; Window.</b> Compatible with the Toyota Hi- Lux M6 Single Cab V4691 canopy.
KX0472	<b>Aluminium Door &amp; Window.</b> Compatible with the Mitsubishi L200 Double Cab 2006 V411 canopy.
P1214	<b>Safety Glass.</b> Fitted in the rear aluminium doors. 610mm x 305mm.
P1326	<b>Glazing Rubber.</b> Used to secure the safety glass. (Also requires P1327).
P1327	<b>Filler Strip.</b> Holds the safety glass securely within the glazing rubber.
C85000	<b>Rubber Seal.</b> Fits between the canopy and the vehicle body to prevent scratching paint work.
P1003G	<b>Antiluce.</b> Used to secure the mesh and aluminium rear doors.
<b>2</b> C11899G	<b>Antiluce Plate.</b> Receiver for P1003G.
<b>3</b> P1023	<b>Cable Clip.</b> Fits into a pre-drilled hole and accepts up to 8mm round cable, many other uses.
<b>4</b> P1051A	<b>Grab Handle.</b> As fitted to aluminium doors.
<b>5</b> P1101B	<b>Gudgeon.</b> Weld on receiver for the canopy door hinge.
AS5094	<b>Prop Assembly.</b> To hold open rear canopy doors.
C14737	<b>Rampgate Bracket.</b> P6e RH upper rampgate support bracket fits inside canopy.
C14738	<b>Rampgate Bracket.</b> P6e LH upper rampgate support bracket fits inside canopy.

<b>6</b> F1401Z	<b>Hook Bolt.</b> M8 x 60mm.
F1402Z	<b>Hook Bolt.</b> M8 x 70mm.
F1404Z	<b>Hook Bolt.</b> M8 x 90mm.
F1409Z	<b>Hook Bolt.</b> M8 x 140mm.
F1089Z	<b>Wing Nut M8.</b> Used with Hook bolts.
KS1120	<b>Canopy Fitting Kit.</b> Includes hook bolts & wing nuts, please specify model of canopy when ordering.
<b>7</b> P1229	<b>Spring Bolt Receiver.</b> Used within P6e/7e livestock canopies to secure cross divisions.



Adding a canopy to an open trailer such as a P6e will greatly increase it's versatility, however if you wish to use it for livestock you will also need ramp side gates and possibly cross divisions too. Our sales department will be happy to advise on canopies to fit your trailer or pickup.





# Ply Coated Panels & Flooring

Contents	Page
Inspection Door Kits HB403, HB506 & HB511	146
Horsebox Coated Panels HB403, HB506 & HB511	147
Horsebox Coated Panels HB401, HB505 & HB510	148
Treadplates and Ply Flooring Panels	149

To order see pages 4&5 for distributor details or call 0845 4082 505. Prices available on separate Spares Pricelist



HB403

## HORSEBOX MODELS HB403, HB506 & HB511 (FOR TRAILERS MANUFACTURED AFTER APRIL 2008)

<b>KS3071L-01B</b>	<b>Inspection Door Kit.</b> Silver Left hand side, includes hinges and lock mechanism.
<b>KS3071R-01B</b>	<b>Inspection Door Kit.</b> Silver Right hand side, includes hinges and lock mechanism.
<b>KS3071L-03B</b>	<b>Inspection Door Kit.</b> Green Left hand side, includes hinges and lock mechanism.
<b>KS3071R-03B</b>	<b>Inspection Door Kit.</b> Green Right hand side, includes hinges and lock mechanism.
<b>KS3071L-04B</b>	<b>Inspection Door Kit.</b> Red Left hand side, includes hinges and lock mechanism.
<b>KS3071R-04B</b>	<b>Inspection Door Kit.</b> Red Right hand side, includes hinges and lock mechanism.
<b>KS3071L-06B</b>	<b>Inspection Door Kit.</b> Blue Left hand side, includes hinges and lock mechanism.
<b>KS3071R-06B</b>	<b>Inspection Door Kit.</b> Blue Right hand side, includes hinges and lock mechanism.
<b>KS3071L-08A</b>	<b>Inspection Door Kit.</b> Black Left hand side, includes hinges and lock mechanism.
<b>KS3071R-08A</b>	<b>Inspection Door Kit.</b> Black Right hand side, includes hinges and lock mechanism.
<b>KS3071L-12B</b>	<b>Inspection Door Kit.</b> Graphite Left hand side, includes hinges and lock mechanism.
<b>S3071R-12B</b>	<b>Inspection Door Kit.</b> Graphite Right hand side, includes hinges and lock mechanism.





### HB403, HB506 & HB511

(FOR TRAILERS MANUFACTURED AFTER APRIL 2008)

CP00257-01B	Silver Aluminium Coated Side Panel HB511. 2206mm x 1405mm x 12mm.
CP00257-03B	Green Aluminium Coated Side Panel HB511. 2206mm x 1405mm x 12mm.
CP00257-04B	Red Aluminium Coated Side Panel HB511. 2206mm x 1405mm x 12mm.
CP00257-06B	Blue Aluminium Coated Side Panel HB511. 2206mm x 1405mm x 12mm.
CP00257-08A	Black Aluminium Coated Side Panel HB511. 2206mm x 1405mm x 12mm.
CP00257-12B	Graphite Aluminium Coated Side Panel HB511. 2206mm x 1405mm x 12mm.
CP00256-01B	Silver Aluminium Coated Side Panel HB403/HB506. 1992mm x 1405mm x 12mm.
CP00256-03B	Green Aluminium Coated Side Panel HB403/HB506. 1992mm x 1405mm x 12mm.
CP00256-04B	Red Aluminium Coated Side Panel HB403/HB506. 1992mm x 1405mm x 12mm.
CP00256-06B	Blue Aluminium Coated Side Panel HB403/HB506. 1992mm x 1405mm x 12mm.
CP00256-08A	Black Aluminium Coated Side Panel HB403/HB506. 1992mm x 1405mm x 12mm.
CP00256-12B	Graphite Aluminium Coated Side Panel HB403/HB506. 1992mm x 1405mm x 12mm.
CP00267-01B	Silver Aluminium Coated Front Left Hand Panel HB511. With cut out for inspection door.
CP00267-03B	Green Aluminium Coated Front Left Hand Panel HB511. With cut out for inspection door.
CP00267-04B	Red Aluminium Coated Front Left Hand Panel HB511. With cut out for inspection door.
CP00267-06B	Blue Aluminium Coated Front Left Hand Panel HB511. With cut out for inspection door.
CP00267-08A	Black Aluminium Coated Front Left Hand Panel HB511. With cut out for inspection door.
CP00267-12B	Graphite Aluminium Coated Front Left Hand Panel HB511. With cut out for inspection door.
CP00264-01B	Silver Aluminium Coated Front Left Hand Panel HB403/HB506. With cut out for inspection door.
CP00264-03B	Green Aluminium Coated Front Left Hand Panel HB403/HB506. With cut out for inspection door.
CP00264-04B	Red Aluminium Coated Front Left Hand Panel HB403/HB506. With cut out for inspection door.
CP00264-06B	Blue Aluminium Coated Front Left Hand Panel HB403/HB506. With cut out for inspection door.
CP00264-08A	Black Aluminium Coated Front Left Hand Panel HB403/HB506. With cut out for inspection door.
CP00264-12B	Graphite Aluminium Coated Front Left Hand Panel HB403/HB506. With cut out for inspection door.
CP00268-01B	Silver Aluminium Coated Front Right Hand Panel HB511. With cut out for inspection door.
CP00268-03B	Green Aluminium Coated Front Right Hand Panel HB511. With cut out for inspection door.
CP00268-04B	Red Aluminium Coated Front Right Hand Panel HB511. With cut out for inspection door.
CP00268-06B	Blue Aluminium Coated Front Right Hand Panel HB511. With cut out for inspection door.
CP00268-08A	Black Aluminium Coated Front Right Hand Panel HB511. With cut out for inspection door.
CP00268-12B	Graphite Aluminium Coated Front Right Hand Panel HB511. With cut out for inspection door.
CP00265-01B	Silver Aluminium Coated Front Right Hand Panel HB403/HB506. With cut out for inspection door.
CP00265-03B	Green Aluminium Coated Front Right Hand Panel HB511. With cut out for inspection door.
CP00265-04B	Red Aluminium Coated Front Right Hand Panel HB403/HB506. With cut out for inspection door.
CP00265-06B	Blue Aluminium Coated Front Right Hand Panel HB403/HB506. With cut out for inspection door.
CP00265-08A	Black Aluminium Coated Front Right Hand Panel HB403/HB506. With cut out for inspection door.
CP00265-12B	Graphite Aluminium Coated Front Right Hand Panel HB403/HB506. With cut out for inspection door.

CP00269-01B	Silver Aluminium Coated Inspection Door Panel HB511/HB506/ HB403. Can be fitted to either left or right hand options.
CP00269-03B	Green Aluminium Coated Inspection Door Panel HB511/HB506/ HB403. Can be fitted to either left or right hand options.
CP00269-04B	Red Aluminium Coated Inspection Door Panel HB511/HB506/ HB403. Can be fitted to either left or right hand options.
CP00269-06B	Blue Aluminium Coated Inspection Door Panel HB511/HB506/ HB403. Can be fitted to either left or right hand options.
CP00269-08A	Black Aluminium Coated Inspection Door Panel HB511/HB506/ HB403. Can be fitted to either left or right hand options.
CP00269-12B	Graphite Aluminium Coated Inspection Door Panel HB511/ HB506/HB403. Can be fitted to either left or right hand options.
CP00259-01B	Silver Aluminium Coated Front Ramp Panel HB511. 1145mm x 1525mm x 18mm.
CP00259-03B	Green Aluminium Coated Front Ramp Panel HB511. 1145mm x 1525mm x 18mm.
CP00259-04B	Red Aluminium Coated Front Ramp Panel HB511. 1145mm x 1525mm x 18mm.
CP00259-06B	Blue Aluminium Coated Front Ramp Panel HB511. 1145mm x 1525mm x 18mm.
CP00259-08A	Black Aluminium Coated Front Ramp Panel HB511. 1145mm x 1525mm x 18mm.
CP00259-12B	Graphite Aluminium Coated Front Ramp Panel HB511. 1145mm x 1525mm x 18mm.
CP00258-01B	Silver Aluminium Coated Front Ramp Panel HB506/HB403. 988mm x 1525mm x 18mm.
CP00258-03B	Green Aluminium Coated Front Ramp Panel HB506/HB403. 988mm x 1525mm x 18mm.
CP00258-04B	Red Aluminium Coated Front Ramp Panel HB506/HB403. 988mm x 1525mm x 18mm.
CP00258-06B	Blue Aluminium Coated Front Ramp Panel HB506/HB403. 988mm x 1525mm x 18mm.
CP00258-08A	Black Aluminium Coated Front Ramp Panel HB506/HB403. 988mm x 1525mm x 18mm.
CP00258-12B	Graphite Aluminium Coated Front Ramp Panel HB506/HB403. 988mm x 1525mm x 18mm.
CP00262-01B	Silver Aluminium Coated Rear Ramp Panel HB511. 1651mm x 1525mm x 18mm.
CP00262-03B	Green Aluminium Coated Rear Ramp Panel HB511. 1651mm x 1525mm x 18mm.
CP00262-04B	Red Aluminium Coated Rear Ramp Panel HB511. 1651mm x 1525mm x 18mm.
CP00262-06B	Blue Aluminium Coated Rear Ramp Panel HB511. 1651mm x 1525mm x 18mm.
CP00262-08A	Black Aluminium Coated Rear Ramp Panel HB511. 1651mm x 1525mm x 18mm.
CP00262-12B	Graphite Aluminium Coated Rear Ramp Panel HB511. 1651mm x 1525mm x 18mm.
CP00261-01B	Silver Aluminium Coated Rear Ramp Panel HB506. 1523mm x 1525mm x 18mm.
CP00261-03B	Green Aluminium Coated Rear Ramp Panel HB506. 1523mm x 1525mm x 18mm.
CP00261-04B	Red Aluminium Coated Rear Ramp Panel HB506. 1523mm x 1525mm x 18mm.
CP00261-06B	Blue Aluminium Coated Rear Ramp Panel HB506. 1523mm x 1525mm x 18mm.
CP00261-08A	Black Aluminium Coated Rear Ramp Panel HB506. 1523mm x 1525mm x 18mm.
CP0026-12B	Graphite Aluminium Coated Rear Ramp Panel HB506. 1523mm x 1525mm x 18mm.
CP00260-01B	Silver Aluminium Coated Rear Ramp Panel HB403. 1149mm x 1525mm x 18mm.
CP00260-03B	Green Aluminium Coated Rear Ramp Panel HB403. 1149mm x 1525mm x 18mm.
CP00260-04B	Red Aluminium Coated Rear Ramp Panel HB403. 1149mm x 1525mm x 18mm.
CP00260-06B	Blue Aluminium Coated Rear Ramp Panel HB403. 1149mm x 1525mm x 18mm.
CP00260-08A	Black Aluminium Coated Rear Ramp Panel HB403. 1149mm x 1525mm x 18mm.
CP00260-12B	Graphite Aluminium Coated Rear Ramp Panel HB403. 1149mm x 1525mm x 18mm.





To order see pages 4&5 for distributor details or call 0845 4082 505. Prices available on separate Spares Pricelist

## HB401, HB505 & HB510

(TRAILERS MANUFACTURED BEFORE APRIL 2008)

C992051	<b>Coated Panel.</b> 1525 x 2292mm Silver aluminium coated panel - HB510 side.
C992053	<b>Coated Panel.</b> 1525 x 2292mm Green aluminium coated panel - HB510 side.
C992054	<b>Coated Panel.</b> 1525 x 2292mm Red aluminium coated panel - HB510 side.
C992056	<b>Coated Panel.</b> 1525 x 2292mm Blue aluminium coated panel - HB510 side.
C992058	<b>Coated Panel.</b> 1525 x 2292mm Black aluminium coated panel - HB510 side.
C992061	<b>Coated Panel.</b> 604 x 1434mm Silver aluminium coated inspection door panel.
C992063	<b>Coated Panel.</b> 604 x 1434mm Green aluminium coated panel - horsebox inspection door.
C992064	<b>Coated Panel.</b> 604 x 1434mm Red aluminium coated panel - horsebox inspection door.
C992066	<b>Coated Panel.</b> 604 x 1434mm Blue aluminium coated panel - horsebox inspection door.
C992068	<b>Coated Panel.</b> 604 x 1434mm Black aluminium coated panel - Horsebox inspection door.
C992071	<b>Coated Panel.</b> 600 x 1525mm. Silver aluminium coated panel. HB510 front left hand panel.
C992073	<b>Coated Panel.</b> 600 x 1525mm Green aluminium coated panel - HB510 front lefthand panel.
C992074	<b>Coated Panel.</b> 600 x 1525mm Red aluminium coated panel - HB510 front left hand panel.
C992076	<b>Coated Panel.</b> 600 x 1525mm Blue aluminium coated panel - HB510 front lefthand panel.
C992078	<b>Coated Panel.</b> 600 x 1525mm. Black aluminium coated panel. HB510 front left hand panel.
C992081	<b>Coated Panel.</b> 445 x 1525mm. Silver aluminium coated panel. HB505 front left hand panel.
C992083	<b>Coated Panel.</b> 445 x 1525mm Green aluminium coated panel - HB505 front lefthand panel.
C992084	<b>Coated Panel.</b> 445 x 1525mm Red aluminium coated panel - HB505 front lefthand panel.
C992086	<b>Coated Panel.</b> 445 x 1525mm Blue aluminium coated panel - HB505 front lefthand panel.
C992088	<b>Coated Panel.</b> 445 x 1525mm Black aluminium coated panel - HB505 front lefthand panel.
C992161	<b>Coated Panel.</b> 1525 x 2073mm Silver aluminium coated. HB505 side panel.
C992163	<b>Coated Panel.</b> 1525 x 2073mm Green aluminium coated side panel - HB505 side.
C992164	<b>Coated Panel.</b> 1525 x 2073mm Red aluminium coated panel - HB505 side.
C992166	<b>Coated Panel.</b> 1525 x 2073mm Blue aluminium coated panel - HB505 side.
C992168	<b>Coated Panel.</b> 1525 x 2073mm Black aluminium coated panel - HB505 side.
C992201	<b>Coated Panel.</b> 1525 x 1145mm Silver aluminium coated HB510 front ramp panel.
C992203	<b>Coated Panel.</b> 1525 x 1145mm Green aluminium coated HB510 front ramp panel.
C992204	<b>Coated Panel.</b> 1525 x 1145mm Red aluminium coated panel - HB510 front ramp.
C992206	<b>Coated Panel.</b> 1525 x 1145mm Blue aluminium coated panel - HB510 front ramp.
C992208	<b>Coated Panel.</b> 1525 x 1145mm Black aluminium coated HB510 front ramp panel.
C992211	<b>Coated Panel.</b> 1525 x 1098mm. Silver aluminium coated HB401 rear ramp panel.



C992213	<b>Coated Panel.</b> 1525 x 1098mm Green aluminium coated panel - HB401 rear ramp.
C992214	<b>Coated Panel.</b> 1525 x 1098mm Red aluminium coated panel - HB410 rear ramp.
C992216	<b>Coated Panel.</b> 1525 x 1098mm Blue aluminium coated panel - HB401 rear ramp.
C992218	<b>Coated Panel.</b> 1525 x 1098mm Black aluminium coated panel - HB401 rear ramp.
C992381	<b>Coated Panel.</b> 1525 x 988mm Silver aluminium coated panel - HB505/HB401 front ramp.
C992383	<b>Coated Panel.</b> 1525 x 988mm Green aluminium coated panel - HB505/HB401 front ramp.
C992384	<b>Coated Panel.</b> 1525 x 988mm Red aluminium coated panel - HB505/HB401 front ramp.
C992386	<b>Coated Panel.</b> 1525 x 988mm Blue aluminium coated panel - HB505/HB401 front ramp.
C992388	<b>Coated Panel.</b> 1525 x 988mm Black aluminium coated panel - HB505/HB401 front ramp.
C992391	<b>Coated Panel.</b> 1513 x 1525 Silver aluminium coated panel - HB505 rear ramp.
C992393	<b>Coated Panel.</b> 1513 x 1525mm Green aluminium coated panel - HB505 rear ramp.
C992394	<b>Coated Panel.</b> 1513 x 1525mm Red aluminium coated panel - HB505 rear ramp.
C992396	<b>Coated Panel.</b> 1513 x 1525mm Blue aluminium coated panel - HB505 rear ramp.
C992398	<b>Coated Panel.</b> 1513 x 1525mm Black aluminium coated panel - HB505 rear ramp.
C992551	<b>Coated Panel.</b> 1525 x 1620mm Silver aluminium coated panel - HB510 rear ramp.
C992553	<b>Coated Panel.</b> 1525 x 1620mm Green aluminium coated panel - HB510 rear ramp.
C992554	<b>Coated Panel.</b> 1525 x 1620mm Red aluminium coated panel - HB510 rear ramp.
C992556	<b>Coated Panel.</b> 1525 x 1620mm Blue aluminium coated panel - HB510 rear ramp.
C992558	<b>Coated Panel.</b> 1525 x 1620mm Black aluminium coated panel - HB510 rear ramp.



### TREADPLATE SHEETS

C49502	Treadplate. P5E 1020mm x 1520mm x 2mm.
C49505	Treadplate. P6E 1219mm x 1965mm x 2mm.
C49506	Treadplate. P7E 1219mm x 2195mm x 2mm.
C49510	Treadplate. P8E 1449mm x 2495mm x 2mm.
C49497B	Treadplate. TT85G, TA5G 8' & GD64 & GD84 (when cut to size) 1535mm x 2495mm x 2mm.
C49496B	Treadplate. TA5G 10' 1535mm x 3110mm x 2mm.
C49495B	Treadplate. TA5G 12' 1535mm x 3725mm x 2mm.
C49491B	Treadplate. TA510G 10', GP106 1765mm x 3110mm x 2mm.
C49490	Treadplate. TA510G 12' 1765mm x 3650mm x 2mm.
C49490B	Treadplate. GP126, GP126H 1765mm x 3725mm x 2mm.
C49500	Treadplate. TA510G 14', GP146 1765mm x 4340mm x 2mm.
C49486	Treadplate. DP/LM 10' 1960mm x 2990mm x 2mm.
KX35313	Treadplate. GH94 1200mm x 2745mm x 2mm.
KX35325	Treadplate. GH94BT.
KX35324	Treadplate. GH1054BT.
C49485	Treadplate. TT126G DP/LM 12' 1960mm x 3600mm.
C49489	Treadplate. DP / LM 14' 1960mm x 4215mm x 2mm.
C49488	Treadplate. LT105G / TT105G 1635mm x 2990mm x 2mm.
C49545	Treadplate. GD85 Metric 1570mm x 2500mm x 2mm.
C49546	Treadplate. GD105 Metric 1570mm x 3115mm x 2mm.
C495465	Treadplate. GD125 Metric 1570mm x 3730mm x 2mm.
C494932	Treadplate. GX84 1250mm x 2425mm x 2mm.
C494871	Treadplate. GX105 1575mm x 3025mm x 2mm.
C494851	Treadplate. GX106 1840mm x 3025mm x 2mm.
C494852	Treadplate. GX126 1840mm x 3675mm x 2mm.
C49491B	Treadplate. GP106 1765mm x 3110mm x 2mm.
C49490B	Treadplate. GP126 1765mm x 3725mm x 2mm.
C49500	Treadplate. GP146 1765mm x 4340mm x 2mm.

### SMOOTH ALUMINIUM SHEETS

C49140	Aluminium Sheet. TT105G 1650mm x 2960mm x 2mm.
C49141	Aluminium Sheet. TT126G 1955mm x 3575mm x 2mm.

### WOODEN REMOVABLE LIVESTOCK DECK PLY PANELS (Pre 1997)

C69530B	Deck Panel. TA5G Front 622mm x 1543mm x 18mm.
C69531B	Deck Panel. TA5G Middle 585mm x 1537mm x 18mm.
C69532B	Deck Panel. TA5G Rear 432mm x 1537mm x 18mm.
C69533B	Deck Panel. TA510G Front 622mm x 1772mm x 18mm.
C69534B	Deck Panel. TA510G Middle 585mm x 1772mm x 18mm.
C69535B	Deck Panel. TA510G Rear 432mm x 1772mm x 18mm.
C69536B	Deck Panel. DP120G Front 622mm x 1875mm x 18mm.
C69537B	Deck Panel. DP120G Middle 585mm x 1867mm x 18mm.
C69538B	Deck Panel. DP120G Rear 432mm x 1867mm x 18mm.

### FLOORING PANELS

Phenolic resin coated plywood panel with a smooth finish on one side and a wire finish on the other

C695018B	P5E. 1025mm x 1525mm x 15mm.
C695017B	P7E. 1220mm x 2200mm x 18mm.
C695023B	P8E. 1450mm x 2500mm x 18mm.
C61615	Profiled Ply Floor. BV64E.
C695074B	GD64 Metric. 1245mm x 1885mm x 18mm.
C695073B	GD84 Metric. 1245mm x 2500mm x 18mm.
C69507B	GD85 Metric. 1570mm x 2500mm x 18mm.
C695071B	GD105 Metric. 1570mm x 3115mm x 18mm.
C695072B	GD125 Metric. 1570mm x 3730mm x 18mm.
C695051B	GD106 Metric. 1675mm x 3115mm x 18mm.
C695052B	GD126 Metric. 1765mm x 3730mm x 18mm.
C69501B	LM/LT 6/P6E. 1220mm x 1965mm x 18mm.
C69513B	GD84 Imperial. 1220mm x 2440mm x 18mm.
C69512B	GD85 Imperial & TT85G. 1525mm x 2440mm x 18mm.
C69591B	GH94. 1220mm x 2745mm x 24mm.
C695675B	GH1054BT. 1616mm x 2490mm x 21mm.
C695676B	GH1054BT - Rear. 1616mm x 490mm x 21mm.
C69592B	GH94+3 & GH94BT. 1300mm x 2745mm x 24mm
C69510B	GP6 Range. Can also be used to replaced wooden floor panels on the HB505 & HB510. 1525mm x 1774mm x 21mm.
C695102B	GP126 Rear Section. 1774mm x 597mm x 21mm.
C695081B	GX84. 1250mm x 2425mm x 18mm.
C69566B	GX105. 3025mm x 1575mm x 21mm.
C69567B	GX106N. 3025mm x 1775mm x 21mm.
C695672B	Used on GP146. 2750mm x 1775mm x 21mm.
C69568B	GX106. 3025mm x 1840mm x 21mm.
C69569B	GX126. 3675mm x 1840mm x 21mm.
C60932	1 piece Ply Floor. LT85G.
C60933	1 piece Ply Floor. LT105G.
C60934	1 piece Ply Floor. LT125G.
C60987	1 piece Ply Floor. TT105G.
C60966	1 piece Ply Floor. BV85G.
C60969	1 piece Ply Floor. BV105G.



## PLEASE TELL US THE SERIAL NUMBER OF YOUR TRAILER

When ordering certain types of spare parts please supply us with the serial number of the trailer. This will identify the age and batch reference of the trailer, which will inform us of any changes to product specification around the date of manufacture. If you are ordering spares for more than one trailer, use the size/comments column of the order form to identify which serial number the parts are intended for.

## HOW TO FIND YOUR SERIAL NUMBER

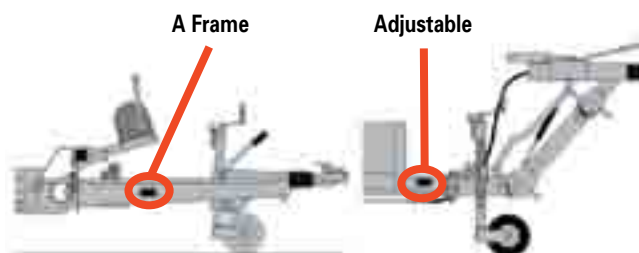
Every trailer we manufacture is fitted with a type plate, this will have a unique serial number printed on it by multi-dot punching. An example of a standard type plate is shown opposite. This example is printed with the full 17 digit VIN (Vehicle identification number). The last 6 or 7 digits represent the serial number depending on the age and model of your trailer (in this example 374538). Some models may be fitted with a slightly smaller plate, however the serial number will still be present and easily recognisable.



Trailer serial number      Last 6 digits

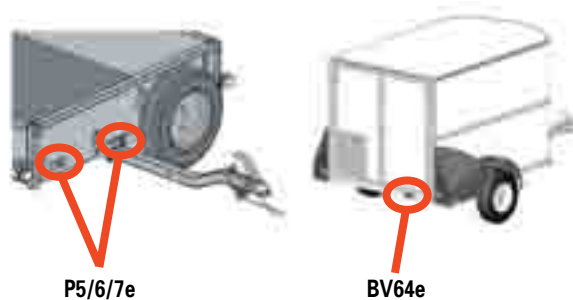
## BRAKED TRAILERS

For trailers with "A Frame" drawbars the plate is located on the outside of the right hand drawbar member. On trailers with adjustable height couplings the plate is located on the right hand section of the supporting structure that the drawbar/coupling unit is clamped to.



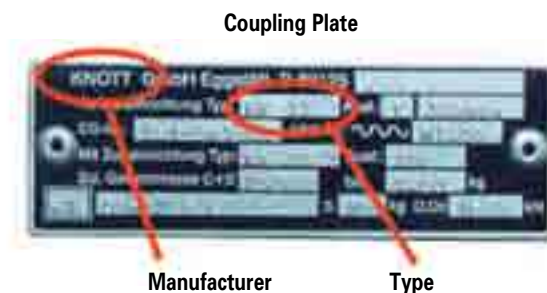
## UNBRAKED TRAILERS

On P5/6/7e (unbraked) models the plate is fitted to the front panel of the trailer, or is sometimes attached to the drawbar mounting bracket. On BV64e boxvan models the plate is fitted to the right hand side of the rear crossmember.



## IDENTIFYING COUPLING TYPES

The coupling units fitted to your Ifor Williams trailer may be from one of several different manufacturers, when ordering spares for a coupling or brake linkage it is important to identify the manufacturer and model. Typically an overrun (brake control) coupling unit will be fitted with its own type plate, usually on the top or side of the main shaft housing. The example shown here is from a Knott KF13 overrun coupling.



Coupling Plate

Manufacturer      Type



### LOCALLY FROM AN IFOR WILLIAMS TRAILERS DISTRIBUTOR

For a fast, friendly and efficient service why not visit your local Ifor Williams Distributor, they carry a wide stock of popular parts & accessories but we recommend you check availability before you visit.

Our Distributors have extensive product knowledge and will be pleased to offer assistance in the identification and selection of the correct spare parts and accessories for your trailer.

With over 40 distributors throughout the UK and Ireland (and many of them having more than one depot) there's sure to be a distributor in your area.

### DISTRIBUTOR LIST:

#### England (Northern)

Barlow Trailers	Leyland	01772 600395
Alan Tuer	Carlisle	01228 672407
Tony Sharp	Broughton In Furness	01229 716445
Swillington Trailer Centre	Leeds	0113 2871463
J G Paxton & Sons Ltd	Pity Me	0191 3847111
J G Paxton & Sons Ltd	Alnwick	01665 605577
Guy Machinery	Clitheroe	01200 445555
Ripon Farm Machinery	Ripon	01765 698948
Ripon Farm Machinery	Hull	01964 622351

#### England (Central)

Barnwell Trailers	Peterborough	01832 272218
H F Beswick	Leek	01538 306212
Morris, Bufton & Co	Ludlow	01584 872244
Ross Farm Machinery	Ross-on-Wye	01989 768811
Scott Trailers	Walcott	01526 860317
T & A Trailers	Aldridge	01922 452456
G Whitehall Trailers	Stockton	01926 812088
Norfolk Trailers	Norwich	01603 404302

#### England (South West)

Devizes Trailer Centre	Devizes	01380 721758
CJ Cox Sturminster	Newton	01258 473176
Winston Pincombe	Chulmleigh	01769 580900
P R J Engineering	Launceston	01566 782794
Vincent Tractors	St Columb	01726 860332
Boulter Mead	North Petherton	01278 661586

#### England (Central Southern)

Cotswold Trailers	Cheltenham	01451 851007
Blains Trailers & Tyres	Hemel Hempstead	01442 842419
New Forest Farm Machinery	Ringwood	01425 472572
T H White	Reading	01189 760088

#### England (South East)

Agriservices	Chelmsford	01277 822516
John Page Trailers	Ashford	01580 291088
Universal Trailers	Billingshurst	01403 782862
G T Towing	Hatfield	01707 262526
Agroco Trailers	Ipswich	01473 657571

#### Wales

Ifor Williams Trailers	Corwen	01490 412527
Ifor Williams Trailers	Deeside	01244 281888



Bank Farm Trailers	Swansea	01792 795834
Bank Farm Trailers	Newport	01633 290291
Bank Farm Trailers	Bridgend	01656 649813
Bank Farm Trailers	Narberth	01834 860605
Bank Farm Trailers	Carmarthen	01267 231565
J & C Griffiths	Talgarth	01874 711317
Riverlea Tractors	Whitland	01994 240644
Riverlea Tractors	Cowbridge	01446 775602
Riverlea Tractors	Crymch	01239 831733
Ross Farm Machinery	Raglan	01291 690205

#### Scotland

T H Jenkinson	Castle Douglas	01556 504133
T H Jenkinson	Ayr	01292 619193
Peter McKenzie & Son	Bridge of Allan	01786 833424
Rutherford Trailer Centre	Earlston	01896 849326
Rutherford Trailer Centre	Coldstream	01890 840458
Rutherford Trailer Centre	East Linton	01620 860348
Duncan McIntosh Trailers	Brechin	01356 624600
D & R Alexander & Son	Thurso	01847 811365
D & R Alexander & Son	Inverness	01463 248268
Balgownie Ltd	Inverurie	01467 621493

#### Northern Ireland

A J C Lamont	Coleraine	028 7034 3563
T H Jenkinson	Armagh	028 3756 8484

#### Republic of Ireland

West-Wood Trailers	Naas	045 876053
--------------------	------	------------

#### Channel Islands

Rozel Camping Park	Jersey	01534 855200
--------------------	--------	--------------

To order see pages 4&5 for distributor details or call 0845 40 82 505. Prices available on separate Spares Pricelist



### If ordering directly from Ifor Williams Trailers Spares Department, please note the following:



#### Carriage charges - For direct orders

Our standard carriage cost is £9.95\* inc vat for UK mainland. The majority of parts are held in stock and can usually be despatched within 3 working days\*\* See below for exceptions and details of how to place your order. Parcels weighing over 20kg may incur an additional carriage charge.



#### Heavy or bulky item

Any item marked with this symbol cannot be ordered directly from Ifor Williams Trailers Ltd. These items must be ordered through one of our distributors.

\* Northern Ireland, Irish Republic, Scottish Highlands & Islands, Isle of Man and Channel Islands, carriage prices on request

\*\* Deliveries to Northern Ireland, Isle of Man, Republic of Ireland, off-shore Islands and Scottish Highlands will take an additional 2-3 days.

### How to Order Direct from Ifor Williams Trailers Spares



**By Telephone:**  
0845 4082 505



**By Fax :**  
0845 4084 505

For order line opening hours see the Ifor Williams Website at [www.iwt.co.uk](http://www.iwt.co.uk)



**E-mail enquiries:**  
[Spares@iwt.co.uk](mailto:Spares@iwt.co.uk)



**By Post:**  
Spares Department  
Ifor Williams Trailers Ltd  
Cynwyd, Corwen  
Denbighshire LL21 0LB

### Whether ordering from your local distributor or directly, please note the following points:

#### Specification

Product design, descriptions, colours, specifications etc. correct at time of going to press. We constantly strive to improve our products, and from time to time this may result in changes to our range or to individual products. Please check that design, description, colours, specifications described in the catalogue are still valid at the time of placing an order. If in doubt as to the specification of your trailer and/or suitability of advertised spares or accessories please visit one of our distributors for advice. Our distributors have extensive product knowledge and will be pleased to offer assistance to customers seeking spare parts.

#### Availability






If any item ordered has become unobtainable our staff will make every effort to obtain a suitable alternative. However in the case of parts for very old or specially built trailers this may take extra time to process. If the part you require is not listed or appears to be unavailable please telephone our spares department for advice. In some cases modifications are available which allow alternative parts to be fitted.

# Order Form for Direct Orders

from Ifor Williams Trailers Spares Department

Part No	Description	Qty	Size/Comments	Unit Price	Total Price

To order see pages 4&5 for distributor details or call 0845 4082 505. Prices available on separate Spares Pricelist

Payment Method / Card Details	
     <p><small>Sorry no Cheques</small></p>	
<p>I hereby authorise you to debit my card (detailed below) with the following amount:</p>	
Card Type (Tick)              Mastercard <input type="checkbox"/> Visa <input type="checkbox"/> Delta <input type="checkbox"/> Maestro <input type="checkbox"/>	
Card No. <input type="text"/> <input type="text"/> <input type="text"/> <input type="text"/> <input type="text"/> <input type="text"/> <input type="text"/> <input type="text"/> <input type="text"/> <input type="text"/> <input type="text"/> <input type="text"/>	
Issue No. <input type="text"/> <input type="text"/> /              Start Date <input type="text"/> <input type="text"/> / <input type="text"/> <input type="text"/> / <input type="text"/> <input type="text"/>	
Security No.* <input type="text"/> <input type="text"/> <input type="text"/> Expiry Date <input type="text"/> <input type="text"/> / <input type="text"/> <input type="text"/> / <input type="text"/> <input type="text"/>	
Amount              £ <input type="text"/> <input type="text"/> <input type="text"/> . <input type="text"/> <input type="text"/> Date <input type="text"/> <input type="text"/> / <input type="text"/> <input type="text"/> / <input type="text"/> <input type="text"/>	
Signed <input type="text"/>	
<p><small>* This is the last 3 digits printed on the signature strip</small></p>	

Subtotal		
VAT		
Carriage charge		
Total order value		

**Spares Department,  
Ifor Williams Trailers Ltd,  
Cynwyd, Corwen, Denbighshire.  
LL21 0LB**

**Fax: 0845 4084 505**

Ordered By/Card Holder's Address	
Title	Initial
Surname	
Address	
Postcode	
Tel	

Delivery Address (if different fom Card holder's Address)	
Title	Initial
Surname	
Address	
Postcode	
Tel	



## IFOR WILLIAMS TRAILERS

## CONSUMER TERMS AND CONDITIONS OF SALE

These conditions apply when you are purchasing Goods from us as a Consumer.  
**PLEASE NOTE THAT THESE CONDITIONS CONTAIN TERMS WHICH EXCLUDE OR LIMIT OUR LIABILITY TO YOU.**

## 1. DEFINITIONS AND INTERPRETATION

In these terms and conditions the following terms have the following meanings:

“Associate” means, in relation to us, any company that is our holding company, subsidiary or a subsidiary of our holding company and the expressions “subsidiary” and “holding company” shall have the same meaning as in Sections 736 and 736A of the Companies Act 1985 (as amended from time to time);

“Conditions” means these terms and conditions;

“Consumer” means any natural person who purchases Goods other than in the course of his or her business, trade or profession or for use in his or her business, trade or profession;

“Contract” means any contract for the sale by us and purchase by you of Goods;

“Delivery” means delivery of the Goods to you or, as the case may be, the Goods being ready for collection by you, and “Deliver” should be interpreted accordingly;

“Goods” means any goods to be sold and supplied by us to you;

“Price” means all sums payable by you to us for the Goods;

“us”, “our” or “we” refers to the seller of Goods under a Contract which may be either Ifor Williams Limited or any of its Associates as named or identified in any acceptance of your order; and

“you” or “your” means the customer buying the Goods from us.

## 2. CANCELLATION

In the case of contracts made by telephone, mail order, email, facsimile or on the internet you may cancel the Contract by giving us notice in writing at any time on or before the expiry of seven working days from the day after the date of delivery by us or collection by you of the Goods. Where you exercise this right of cancellation you must promptly return the Goods to us and pay the cost of doing so. Pending your return of the Goods to us, you must take reasonable care of the Goods and retain possession of them.

## 3. PRICE AND PAYMENT

- 3.1 The Price is exclusive of VAT which is payable by you in addition to the Price
- 3.2 If you pay by credit or debit card we are entitled to charge an additional amount to cover the charges we will incur.
- 3.3 Except where payment is made by you at the time of entering into a Contract, you will pay us for the Goods in accordance with any terms we have notified to you before the Contract is made. If we have not provided you with any such notification, the Price will be payable on Delivery.
- 3.4 Either you or we (as appropriate) will have the right to charge the other interest on any overdue amounts from the date payment falls due until the day immediately prior to the date payment is made (whether before or after judgment) at the rate of 10% above the base lending rate of HSBC Bank plc from time to time. Such interest will accrue on a daily basis and be compounded annually.
- 3.5 If you fail to pay the Price on the date on which payment becomes due we will be entitled (without prejudice to any other right or remedy we may have) to suspend any further Delivery to you under the same or any other Contract until actual payment is made in full.

## 4. DELIVERY AND RISK

- 4.1 If we deliver the Goods to you we will charge you for the cost of delivery in addition to the Price and in accordance with our published terms for such costs in force at the time the Contract is made.
- 4.2 We will use our reasonable endeavours to Deliver the Goods on the date agreed between you and us or, if no date is agreed, within a reasonable time. However, our obligation to deliver the Goods to you is suspended for such period of time during which we are prevented, hindered or delayed in doing so due to unforeseen events or circumstances beyond our reasonable control. When we are no longer prevented, hindered or delayed in making Delivery of any Goods to you then we will Deliver them to you as soon as reasonably possible.
- 4.3 If we delay Delivery of any Goods (either due to our fault or where our obligation to Deliver is suspended) for a period of 30 days or more then you are entitled by written notice to cancel the Contract in respect of those Goods affected by the delay. However, you may not cancel in respect of any Goods which we Deliver prior to your sending us such notice.
- 4.4 If the Contract requires you to collect the Goods, the risk of loss or damage to them passes to you on collection. If the Contract requires us to deliver the Goods to you, risk passes to you on handover of the Goods at the agreed delivery address.

## 5. WARRANTY

- 5.1 The warranty set out below (the “Warranty”) is subject to and in addition to your statutory rights (in particular your rights as a Consumer under Part 5A of the Sale of Goods Act 1979) in respect of any failure of the Goods to comply with the Contract.
- 5.2 The Warranty applies (i) only to Goods sold by us as new and (ii) in respect of any failure to comply with the Contract as at the date of Delivery and which is discovered within the warranty period referred to in the next Condition.
- 5.3 The warranty period is twelve (12) months commencing on the date of Delivery.

- 5.4 During the warranty period we are entitled and obliged (at our option) to do any of the following: refund all or any of the Price, repair or replace the Goods or any part of them (or procure such repair or replacement) to the extent that the Goods or part do not comply with the Contract as at the date of Delivery.

- 5.5 Any Goods or part supplied in replacement of or repair to such Goods or part are covered by the Warranty for 12 months from the date of such replacement or repair.

- 5.6 To take advantage of the Warranty you or any subsequent owner of the Goods in question must notify us at the address shown in the invoice promptly and in any event within fourteen (14) days of the relevant problem being discovered and permit us to inspect the Goods. If we do not receive notice of the problem within this timeframe then we will have no obligations under the Warranty in respect of that problem.

- 5.7 Following notification of such problem we will use our reasonable efforts to inspect and/or repair and/or replace the relevant Goods or part within a reasonable time. You must not arrange for a third party to carry out any repairs or work in relation to the particular problem without our consent except to the extent that we fail to carry out our obligations under this Warranty (and where you do so it must be on reasonable terms). If you do so (subject to the exception just mentioned) then we will have no further obligations under this Warranty in respect of the applicable problem.

## 6. OWNERSHIP OF GOODS

Ownership of and title to the Goods passes to you only when we receive payment in full in cleared funds of the Price together with any VAT, delivery and other charges under the Contract.

## 7. NOTIFICATION OF PROBLEMS

If any of the Goods are faulty or damaged then you must notify us as soon as practicable after the fault or damage is discovered. Your notice must describe the fault or damage in question.

## 8. LIMITATION OF LIABILITY

We will not be liable for any loss or damage caused by any breach of the Contract by us except to the extent that such loss or damage is a reasonably foreseeable consequence of the breach. What is foreseeable is determined at the time the Contract is entered into. However, this limitation on our liability does not apply to personal injury or death caused by our negligence or to fraudulent representations, acts or omissions.

## 9. THIRD PARTY RIGHTS

No term of the Contract will be enforceable by virtue of the Contracts (Rights of Third Parties) Act 1999 by any person that is not a party to the Contract.

## 10. LAW

The Contract will be governed by and construed in accordance with the laws of England and Wales and you and we submit to the non-exclusive jurisdiction of the English and Welsh courts.

### IFOR WILLIAMS TRAILERS

Cynwyd, Corwen, Denbighshire LL21 0LB

### TERMS AND CONDITIONS OF SALE

#### BUSINESS SALES

These conditions apply when you are purchasing Goods from us other than as a Consumer.

#### 1. DEFINITIONS AND INTERPRETATION

1.1 In these terms and conditions the following terms have the following meanings:

**"Associate"** means, in relation to us, any company that is our holding company, subsidiary or a subsidiary of our holding company and the expressions **"subsidiary"** and **"holding company"** shall have the same meaning as in Sections 736 and 736A of the Companies Act 1985 (as amended from time to time);

**"Authorised Distributor"** means a distributor who has been authorised by us or any Associate to sell, maintain and repair the Goods;

**"Conditions"** means these terms and conditions for the sale and purchase of Goods;

**"Consumer"** means any natural person who purchases Goods other than in the course of his or her business, trade or profession or for use in their business, trade or profession;

**"Contract"** means any contract for the sale by us and purchase by you of Goods;

**"Delivery"** means delivery of the Goods by us to the applicable place of destination or, as the case may be, the Goods being ready for collection by you;

**"Goods"** means any goods to be supplied by us to you;

**"Price"** means all sums payable by you to us for the Goods;

**"us", "our" or "we"** refers to the seller of the Goods under a Contract which is Ifor Williams Trailers Limited or any of its Associates which is named or identified as seller in any acceptance of your order or otherwise in the course of formation of the Contract in question; and

**"Trailer"** means Goods comprising any trailer, transporter, horsebox container or pick-up canopies or similar, but excluding spare parts and accessories, which are manufactured or assembled in volume by us or any of our Associates or in accordance with specifications and production standards provided by us or any of our Associates;

**"you" or "your"** refers to the customer buying the Goods from us.

1.2 In these Conditions, unless otherwise stated:

- the singular includes the plural and vice versa;
- cognate expressions derived from the above definitions shall be construed accordingly; and
- "in writing" includes emails.

1.3 Where you are an Authorised Distributor the Contract is also subject to the terms of your distributor agreement.

#### 2. APPLICATION OF CONDITIONS AND FORMATION OF CONTRACT

2.1 These Conditions apply to all Contracts where you are purchasing other than as a Consumer and exclude and supersede all other terms and conditions (including without limitation any terms or conditions which you purport to apply under any purchase order, confirmation of order or other document or through any course of dealing).

2.2 In the case of your order for a Trailer, the Contract between you and us is formed only when we allocate a serial number for a Trailer so ordered on our electronic order processing system and, in the case of any other Goods, only when we record your order as a confirmed order on that system.

#### 3. PRICE AND PAYMENT

3.1 The Price is exclusive of VAT which is payable by you in addition to the Price.

3.2 Except where payment is made by you immediately on entering into the Contract, you will pay us for the Goods in accordance with any terms we have notified to you before the Contract is made. If we have not provided you with any such notification, the Price will be payable not later than the date of Delivery.

3.3 Unless we expressly agree otherwise, you must pay all invoices by BACS direct payment or by such other means of electronic funds transfer as we approve to such bank account as we have notified or may notify to you for this purpose from time to time.

3.4 Without prejudice to any other rights or remedies to which we may be entitled, we will have the right to charge you interest on any overdue amounts from the date payment falls due until the day immediately prior to the date payment is made (whether before or after judgment) at the rate of 10% above the base lending rate of HSBC Bank plc from time to time. Such interest will accrue on a daily basis and be compounded annually.

3.5 If you fail to pay the Price on the date on which payment becomes due and our Associates will be entitled (in addition to any other remedies we may have) to suspend any further Delivery to you under the Contract in question or any other contract until actual payment is made in full.

#### 4. DELIVERY AND RISK

4.1 We will deliver the Goods to you to an agreed place of destination.

4.2 We will charge you for the cost of delivery in addition to the Price and in accordance with our published terms for such costs in force when the Contract is made.

4.3 Subject to Condition 4.4, risk passes to you on Delivery.

4.4 Where the agreed place of destination is your premises, you must ensure that safe, adequate and accessible unloading and discharging facilities (including manual labour) and arrangements are available at the delivery address for unloading the Goods upon their arrival and, without prejudice to the generality of the foregoing, must ensure that such unloading and discharging facilities and arrangements comply with any applicable health and safety legislation, rules and/or regulations in force from time to time. You will be responsible for and bear the risk of any damage caused to the Goods or the property of any person and/or any injury suffered by any person during off-loading of the Goods at that place.

4.5 If we delay in Delivering any Goods to you for a period of not less than 30 days then following expiry of that period you are entitled by not less than 5 days' written notice to cancel the Contract in respect of those Goods affected by the delay, but you are not otherwise entitled to cancel for delay. However, you may not cancel in respect of any Goods which we Deliver prior to your sending us such notice or the expiry of such notice.

4.6 We shall not be liable to you for any loss caused by late Delivery of the Goods.

4.7 Immediately upon the Goods being Delivered to you, you must carry out with reasonable care and diligence a visual examination thereof and promptly report to us any damage, defect or failure to comply with the Contract which is disclosed by such examination. Such report must be made so as to be received by us on the same day on which Delivery is made. Except to the extent of such report, the Goods will be deemed free from such damage, defect or lack of compliance as is or ought reasonably to be apparent upon examination being carried out in accordance with this Condition.

#### 5. OWNERSHIP OF THE GOODS

5.1 Ownership of the Goods does not pass to you unless and until we receive payment in full in cleared funds of the Price together with any VAT, delivery and other charges under the Contract and of any other sums which are due by you under any other contract between us and you. We may maintain an action for the Price of Goods supplied to you notwithstanding that the property in and title to them has not passed to you.

5.2 Until title to the Goods passes to you, you:

- must at your expense insure the Goods for their full replacement value against all usual risks;
- must keep the Goods safe and in good condition, stored separately and clearly identifiable as our property; and
- must not sell or part with possession or control of the Goods other than a sale of them in good faith and in the ordinary course of your business.

Your right to possession of the Goods will terminate immediately on notice from us which we may serve if you are in default under the Contract or on termination of the Contract by us or automatically if any of the events referred to in Condition 5.2 occurs in respect of you.

5.3 If we lawfully terminate your right to possession of the Goods then, in addition to any other remedies we may have, we or any person authorised by us will have the right to enter upon any premises occupied by you where the Goods are or may be stored in order to inspect the Goods or take possession of them and you hereby irrevocably authorise us and/or our authorised representative to enter upon your premises for such purposes.

#### 6. WARRANTY

6.1 The warranty set out below (the **"Warranty"**) applies (i) only to Goods sold by us as new and (ii) in respect of any failure to comply with the Contract as at the date of Delivery and which is discovered within the warranty period referred to in the next Condition.

6.2 The warranty period is twelve (12) months commencing on the date of Delivery or, in the case of purchases by Authorised Distributors, the period commencing on the date of Delivery and which ends on the earlier of (i) the expiry of twelve (12) months from the date of delivery to the customer who is the end user of the Goods for their intended purpose upon resale of the Goods to that customer by the Authorised Distributor or any subsequent intermediary or (ii) the expiry of eighteen (18) months commencing on the date of Delivery.

6.3 During the warranty period we are entitled and obliged (at our option) to do any of the following: refund all or any of the Price, repair or replace the Goods or any part of them (or procure such repair or replacement) to the extent that the Goods or part do not comply with the Contract as at the date of Delivery.

6.4 Any Goods or part supplied in replacement of or repair to such Goods or part are covered by the Warranty for 12 months from the date of such replacement or repair.

6.5 To take advantage of the Warranty you or any subsequent owner of the Goods in question must notify us at the address shown in the invoice promptly and in any event within seven (7) days of the relevant problem being discovered and permit us to inspect the Goods. If we do not receive notice of the problem within this timeframe then we will have no obligations under the Warranty in respect of that problem.

6.6 Following notification of such problem we will use our reasonable efforts to inspect and/or repair and/or replace the relevant Goods or part within a reasonable time. You must not arrange for a third party to carry out any repairs or work in relation to the particular problem without our consent except to the extent that we fail to carry out our obligations under this Warranty (and where you do so it must be on reasonable terms). If you do so (subject to the exception just mentioned) then we will have no further obligations under this Warranty in respect of the applicable problem.

6.7 You must not exercise any right to reject the Goods if we comply with our obligations under the Warranty and you must give us the opportunity to exercise our rights under the Warranty before you exercise any such right of rejection.

6.8 We do not warrant that the Goods are fit for any particular purpose for which you may be buying them, whether or not that purpose is known to us, and any term to that effect implied by statute or common law is excluded.

6.9 Unless we have expressly agreed otherwise with you in writing, we do not warrant that the Goods comply with the legal requirements as to quality or technical standards and/or performance of any jurisdiction other than the United Kingdom and/or the Republic of Ireland to the extent that those legal requirements would otherwise impose obligations on us under the Contract which are different, more strict or more onerous than those imposed on us by reference to the legal requirements of the United Kingdom and/or the Republic of Ireland as at the date of Delivery. Accordingly, we will not be liable for any loss or damage caused to you or any other person due to the Goods not complying to that extent with such legal requirements.

#### 7. SECOND-HAND GOODS

In relation to second-hand or used Goods which we sell to you, and for the purpose of assessing whether they are of satisfactory quality or not, you will be deemed to have carried out a reasonable examination of them before the Contract is made, whether or not you have done so. Accordingly we do not warrant that such Goods are free of any defect or any other matter which makes them of unsatisfactory quality or results in them not conforming to the Contract to the extent that such defect or matter is or ought to be revealed by such an examination.

#### 8. EXCLUSIONS AND LIMITATION OF LIABILITY

8.1 Nothing in these Conditions excludes or limits our liability:

- for death or personal injury caused by our negligence or the negligence of any of our employees while acting in the course of their employment;
- for any matter which it would be illegal for us to exclude or attempt to exclude our liability; or fraud or fraudulent misrepresentation; or
- to the extent we can recover in relation to such liability under an insurance policy maintained in force from time to time by us.

8.2 Subject to Conditions 6 and:

- our total liability in contract, tort (including without limitation negligence or breach of statutory duty), misrepresentation, restitution or otherwise, arising out of or in connection with our performance of or our failure to perform the Contract will be limited to the Price; and
- we will not be liable to you for loss of profit, business, revenue, opportunity or contract or resulting from depletion of goodwill, in each case whether such loss is direct, indirect or consequential, or for loss attributable to third party claims against you, in each case where any such loss arises out of or in connection with the Contract.

#### 9. FORCE MAJEURE

If we are prevented, hindered or delayed in performing any of our obligations under the Contract by reason of any unforeseen event or circumstance beyond our reasonable control (including for example and without limitation non-availability of materials or necessary inputs from our suppliers), such failure will not be a breach of our obligations and we will be entitled to suspend performance of those obligations for such period of time during which we are prevented, hindered or delayed in doing so. When we are no longer prevented, hindered or delayed then we will resume performance of our obligations so far as reasonably practicable at that time and as soon as reasonably possible.

#### 10. TERMINATION

Without prejudice to any other rights or remedies which we may have, if you:

- materially breach any of the provisions of the Contract and, where the breach is remediable, fail to remedy it within 5 working days of receipt of a notice from us requiring its remediation;
- fail to pay the Price or any other sums due to us by the due date for payment and fail to remedy such non-payment within 1 working day of receipt of a notice from us requiring such payment;
- are a sole trader, partnership or company and you (or any partner if a partnership) become unable to pay your debts (within the meaning of Section 123 of the Insolvency Act 1986 or Section 268 of the Insolvency Act 1986 as the case may be) or are liquidated, wound up or have a petition for winding up presented against you or pass a resolution for winding up or a petition for the appointment of an administrator be presented against you or have any receiver or administrative receiver appointed in respect of all or any of your undertaking or assets or are subject to an interim order or commit any act of bankruptcy or make any arrangement or otherwise compound with your creditors;
- suffer or allow any execution, whether legal or equitable, to be levied on its property or obtained against it; or
- have entered into any other contract or agreement with us and a right of termination in relation to that contract or agreement has arisen including without limitation where you are an Authorised Distributor and have entered into a distribution agreement with us,

we will have the right immediately to terminate the Contract on giving you notice of such termination in writing.

#### 11. GENERAL

11.1 Subject to Condition 1.3, the Contract constitutes the entire agreement between you and us and cancels and supersedes any and all previous agreements (whether oral or written, express or implied) between you and us relating to the subject matter of the Contract. Except for the express written terms of the Contract, you and we acknowledge and agree that in entering into the Contract neither you nor we have relied on or been induced by any warranty, statement or representation of the other or any other person relating to the Contract. Nothing in the Contract will affect any liability of you or us for fraudulent misrepresentation.

11.2 If any provision of the Contract is found by any court, tribunal or administrative body of competent jurisdiction to be wholly or partly illegal, invalid, void, voidable, unenforceable or unreasonable it will to the extent of such illegality, invalidity, voidness, voidability, unenforceability or unreasonableness be deemed severable and the remaining provisions of the Contract and the remainder of such provision will continue in full force and effect.

11.3 Failure or delay by us in enforcing or partially enforcing any provision of the Contract will not be construed as a waiver of any of our rights under the Contract.

11.4 No term of the Contract will be enforceable by virtue of the Contracts (Rights of Third Parties) Act 1999 by any person that is not a party to the Contract.

11.5 If you sell or dispose of the Goods you can assign the terms of the Warranty provided that the sale is on an arms length basis and is a bona fide transaction. Except as provided in this Condition 11.5 you are not entitled to assign all or any part of this Contract.

#### 12. LAW

The Contract will be governed by and construed in accordance with the laws of England and Wales and you and we submit to the non-exclusive jurisdiction of the English and Welsh courts.

To order see pages 4&5 for distributor details or call 0845 4082 505. Prices available on separate Spares Pricelist

**A**

Adhesive Foam	134
Allen key	87,88,97,98
Aluminium Back Rails	114
Aluminium Floor Kits	
HB510XL, HB610	103
HB401, 505, 510	100
HB403, 506, 511	92
Aluminium floor sheets	149
Alko Brakes	33
Anti Luce Fasteners	74
Anti Slip Pads	136
Aqua Safe Plug/Socket	125
Axles	39
Axle End Nuts	37,38
Axle Tubes - Jockey Wheels	53

**B**

Back Plates	
Alko	33
Knott	31,32
Barrel Locks	46,47,48,49,50
Base Ball Caps	28
Batteries	128
Battery Tray	123
Bearings	37,38,39,40
Bellows	
Alko	51
Bradley	52
Knott	47,48,49,50
Body Clamp CT177	132
Box Van spares	135
Brake Cables	34,35
Brake Drum Kits	
Alko	38
Knott	37
Breakaway Cables	47-52

Breast/Breeching Bars	
HB403, 506, 511	87,88
HB401, 505, 510	97,98,99
HB510XL, HB610	103
Livestock	104
Breast Bar Hook & Pin Ends	97,98
Breast Bar Receiver Brackets	87,88,97,98
Breast Bar Retainer Bolts & Washers	87,88,97,98
Bridle Bag	25
Bucket Rests	
GP	141
GX	136,138,139
Bulbs	78,79,83
Bushes	
Spring Eye & Retainer	40
Ramp	75,127
BV64E Spares	129

**C**

Camera	26,27,93
Canopy Doors & Fittings	144
Cargo Straps	67,134
Centre Bolts for Leaf Springs	40
Centre Decking	
CT177	131
CT136/115	133
Centre Partitions & Components	
HB506, HB511	87,88
HB505, HB510	97,98
HB510XL, HB610	103
Livestock	104
Centre Pillars	
LT/LM	116,120
Tippers	121,122
Circlips	37,38
Clamp Plates	40
Cleaning Products	68

Clothing	24,28
Container Removal Kits	115
Couplings	46-52
Coupling Head Security Lock	69
Corner Pillars	
GD	127
GX	137
HB401, 505, 510	101
LT, LM, CT	116,119,120
Livestock	105
Tippers	121,122
Cross Divisions & Spares	108,109,110,111
CT115 &136 Model Specific	133
CT177 Model Specific	131,132

**D**

Doors	
Over Rear Ramp	90
HB403, 506, 511	
Over Front Ramp	91
HB403, 506, 511	
Over Rear Ramp	96
HB401, 505, 510	
Door Stops & Holders	75
Drawbars	
CT115, 136	133
CT177	132
GX Range	136,138
LT, LM Range	117
Tipper Range	121
Unbraked	46,128,129,130
Drop Sides & Components	
Eurolight	143
LT, LM	116
Tippers	121





### E

Elastic Straps	67,93
Electricals	77-84
Electric Winch Kits	56
Eye Bolts HB403, 506, 511	87,88

### F

Filled In Side Kits GP	14
Floor Capping	119
Floor Matting - Horsebox	92,100
Flooring	149
Foot plates - HB401, 505, 510	102
Front Panels	
GD	126,127
GX	136,138,139
HB401, 505, 510	101
Livestock	106
Unbraked Range	128,129,130

### G

Gas Springs	71
Gas Strut Brackets	
GD	127
GX	137
GD Range	126,127
GH Range	142
Glass	
Canopy	144
HB403, 506, 511	89
HB401, 505, 510	102
Grab Handles	
Canopy	144
HB403, 506, 511	90
HB401, 505, 510	95
Grooms Door Mirror	93
GRP Wind Deflector	103,115
GRP Roof Sheets	101
GX Range	136-140

### H

Harvest Ladders	118
Headboards	
DP Range	115
Eurolight	143
LT, LM	118
Tipper	121
Head Partitions	
HB506, 511	87,88
HB505, 510	97,98
HB510XL, HB610	103
Hinges	71,105,127,137
Hook Bolts - Canopies	144
Horsebox Model Specific	86-102
Horsebox Coated Panels	147-148
Hub Caps	37,38,39
Hydraulic Rams	124

### I

Identifying Your Trailer	21,150
Inspection Door Kits & Fittings	73,135,146
Isolator Switch & Key	125

### J

Jockey Wheels	53
Junction Boxes	77,80

### K

Kickboards	89,100
Knife Edge Kits GX	140
Knott Brakes	31,32
Knott Couplings and spares	47-50

### L

Ladder Racks	
Eurolight	143
GD Range	126,127
GX Range	140
LT, LM Range	118
Unbraked	128,129,130
Lamp Guards	128,129
Lighting	77-84
Linch Pins & Receivers	74
Livestock - Model Specific	104-115
Loading Skids	
66,132,133,137,138,139,141 & 143	

### M

Manual Reverse Kits	48,49,52
Mesh Side Kits	
Eurolight	143
GD Range	126,127
GP Range	141
GX Range	140
LT,LM Range	120
Tipper Range	122
Umbraked Range	128,129,130
Mudflaps	
GH Range	142
GX Range	136,139
IWT Branded	44
Tipper	121
Mudguards and Brackets	44
GX Mudguards & Cones	136,139,140
Mudwings BV64E	129
Mug IWT	28



To order see pages 4&5 for distributor details or call 0845 4082 505. Prices available on separate Spares Pricelist

To order see pages 4&5 for distributor details or call 0845 4082 505. Prices available on separate Spares Pricelist

**N**

Note Blocks IWT	28
Number Plate Holders/Mounts	
CT136	133
CT177	132
GH Range	142
HB403,506,511	77
Square & Rectangular	80

**O**

Oil Seals	38
Ordering Details	152,153
Over Inspection Door Panels	95
HB401, HB505, HB510	

**P**

Padding	
HB403,506,511	89
HB401,505,510	102
Paddle Latch - Classic	73
Propstand Kits	53,54
Pump Units & Spares	
Electrical	125
Manual	124

**R**

Ramps	
GD Range	126,127
GH Range	142
GP Range	141
GX Range	137,138,139
LT,LM,CT	119
Unbraked Range	128,129,130
Ramp Fastener Eye Bolts	73
Ramp Closure Handles	73,90,105
Ramp Guides	90,95

Ramp Gate Extensions	114
Ramp Hinge Kits	71
Ramp Hinge Tubes	71,90
Ramp Pivot Bushes	71
Ramp Staples	90,95
Ramp Side Gates	114
Ramp Springs	72
Ramp Springs	72
R Clips	53,54,87,88,97,98
Rear Cross Members GX	136,138,139
Rear Deck Barriers	113
Receiver Tracks	134
Reflectors	9,83
Remote Control Units	125
Roller Shutters	134
Roof Channels & Covers	101,106
Roof Rack BV64E	129
Roof Sheets	
Box Van	134
HB401,505,510	101
Livestock	106
Roof Vents	
HB401,505, 510	101
HB403, 506, 511	89
Rope Cleats	67,129
Rope Hooks	
Eurolight	67,143
GD	67
GX	140
LT,LM	67
Unbraked	129
Rubber Seals	89,95,102
Rugs	25

**S**

Saddle Carrier	25
Safety Glass	89,102
Safety Kit	29

Scissor Jack	29
Sealant	29
Sealant Gun	29
Seal Kits - Hydraulic Ram	124
Secondary Coupling Cable	46
Security Lock	69
Sheep Deck Components/Boards	112,149
Shoring Poles	67,135
Side Panels	
Box Van	134
GD	126,127
GX	136,139,140
Horsebox	147,148
P5,P6E,P7E & P8E	128,129,130
Slam Latch	134
Sliding Window	89,103
Socket Cover	65
Socket Tester	29
Ski Jump kit	131
Skids - Loading	
CT115,136	133
CT177	132
Eurolight	143
GX	137, 138,139
LM/LT/Tipppers	66
Skid Carrier DP120S	115
Skid Flap	66
Skid Latch	66
Solenoids - Pump Units	125
Spacer Tubes	40
Spare Wheel Kits	
CT115, CT136	133
GH Range	142
Spare Wheel Brackets	43
Spare Wheel Clamps	43
Spare Wheel Cover	43,86
Split Pins	38
Spring Bolts	73,111,126



Springs	
Brakes - Alko	33
Brakes - Knott	31,32
Cross Divisions	111
Gas Springs	71,119,127
Parabolic	40
4,5 & 7 Leaf	40
Ramp	72,126,142
Spring Packs - Oil Damped	47,48,49,50
Stake Nuts	37,38
Stock Ramp P6E, P7E	128
Studding - Spare Wheel	43
Sump Tank	115
Suspension Axles	40
Suspension Cross Members	
CT115, CT136	133
CT177	132
GX	136,138,139,140
LT,LM	117
Suspension Units	39

## T

Tack Packs	
Axle	93
Check Staple	93
Door Mounted	93
Elastic Straps	93
Fastening Kit	93
Removable	93
Wheel & Tyre	93
Tailboards	
GD - Metric	127
GD - Imperial	126
LT,LM, Beavertail, CT	118
P5, P6E,P7E, P8E	128,129,130
Tipper	121
Tail guard	25

Tarpaulins	
P5, P6E, P7E	128, 129
Tee Shirts	28
Ties	28
Tie Rings	67,103,106
Towballs	65
Towball Cover	65
Towing Horse Trailers	65
Tools	29
Tool Boxes	
CT115,136	133
CT177	132
Trailer Aid	23
Trailer Camera	26,27,93
Trailer Covers	23,94
Trailer Manual	65
Trailer Towing Guide	65
Travel Boots	25
Travel Rugs	25
Treadplates	149
Turn Buttons	106
Tyres	41
Tyre Racks	133

## U

U - Bolts	40
Umbrellas	28
Unbraked Couplings	46

## V

Valves	41
Vents	
HB401, HB505, HB510	102
HB403, HB506, HB511	89
Livestock	106

## W

Washers	
Coloured	87,88,97,98
Neoprene	87,88,97,98
Wheel Assemblies	42
Wheel Bolts	42
Wheel Bolts - Locking	42
Wheel Brace	41
Wheel Chock	42,131,133,
Wheel Rims	42
Winches	
Dutton Winches	63
Electric Kits	56
Fulton Winches	62
Manual Brackets	57
Mechanical Braked winches	59
Parts for braked and	60,61
Unbraked winches	
Superwinch	58
Winch Mounting Brackets	
CT115,136	133
CT177	131
GH Range	142
Wind Deflectors	115
Window Protection Bars	
HB403,506,511	89
HB510XL, HB610	103
Wooden Sheep Deck Boards	149





IFOR WILLIAMS  
TRAILERS



**IFOR WILLIAMS TRAILERS LTD**  
Cynwyd, Corwen, Denbighshire LL21 0LB  
Telephone 0845 4082505  
Fax 0845 4084505  
spares@iwt.co.uk  
www.iwt.co.uk

Distributors throughout the UK & Europe